



Situation Report #713 COVID-19

Grey Bruce Health Unit | Incident Management System

February 28, 2022

Current Situation: [Public Health Measures](#), [COVID-19 Vaccines for Grey Bruce](#), [COVID-19 Vaccine for Ontario](#)

Follow the 3 W's – Wash hands frequently, Watch distance (ideally 6ft), and Wear face covering correctly, and the 2 A's – Avoid Crowds and Arrange for outdoor activities instead of indoors whenever possible.

STAY HOME IF SICK

Shifting from pandemic to endemic

Case counts and vaccine data is taken from GBHU Epidemiological Reports as of 23:59 hrs, February 27, 2022:

All data is preliminary and subject to change. Future situation reports will be updated accordingly.

- 13 ↓ new cases reported in past 24 hours in Grey Bruce
 - Please note – New cases reported do not reflect actual caseloads in the community, however, they provide an accurate representation of the trends of transmission in the community.
- 26 ↑ Seven-day average of new daily cases
- 5 confirmed local active cases hospitalized in Grey Bruce due to COVID-19
 - +1 confirmed case(s) from Grey-Bruce hospitalized outside of Grey-Bruce due to COVID-19 (These numbers are reported to public health by Grey-Bruce hospitals on confirmed COVID-19 cases admitted for treatment attributed to COVID-19 infection)
- 33 deaths in Grey Bruce
 - +1 death related to a Grey Bruce resident that acquired the infection and was treated outside of Grey Bruce
 - +9 deaths related to Grey Bruce residents that acquired the infection in Grey Bruce however passed away outside of Grey Bruce
 - Local and provincial data may not align as cases with unconfirmed cause of death are not included above, but are included in the provincial data.

Active Outbreaks

- 0 Facility(ies) in COVID-19 outbreak. Reported in [Hospitals](#)
- 4 Facility(ies) in COVID-19 outbreak. Reported in [Long-Term Care/Retirement Homes](#)
- To view active outbreaks, visit: [Outbreaks \(publichealthgreybruce.on.ca\)](https://publichealthgreybruce.on.ca)

Vaccine – for detailed information please visit [Website and Dashboard](#)

- 349,604 Total Doses of COVID-19 vaccine administered in Grey and Bruce
- 651 Doses given within the past week

Future Vaccination Planning: [Vaccine Schedule](#)

- To find a pharmacy that is offering the vaccine, please visit [COVID-19 pharmacy vaccine locations \(ontario.ca\)](#)
- Vaccines can also be obtained from Participating Primary Care Providers.

Actions Taken In the Past 24 Hours:

Provincial COVID-19 Data - <https://covid-19.ontario.ca/data>

Media Relations

Media inquiries should be directed to Communications@publichealthgreybruce.on.ca 519-376-9420 or 1-800-263-3456 ext. 1315

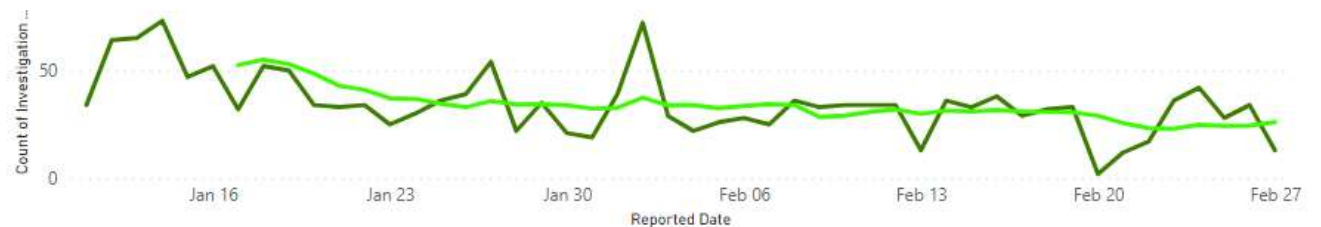
GREY BRUCE Situation Report



New Cases 13 ↓	7 Day Average 26.0
Stable	

Count of Investigation Number and 7d moving average by Reported Date

● Count of Investigation Number ● 7d moving average



Hospitalizations

Jan 17-Feb 17, 2022

Vaccinated

Unvaccinated



Vaccinated in hospital

17

13 per 100,000

Unvaccinated in hospital

16

73 per 100,000

*Eligible population (12+) 154,000

GREY BRUCE COVID-19 VACCINATION OVERVIEW

Figure 1



Figure 2



Figure 3. Vaccinated Residents by Immunization Status

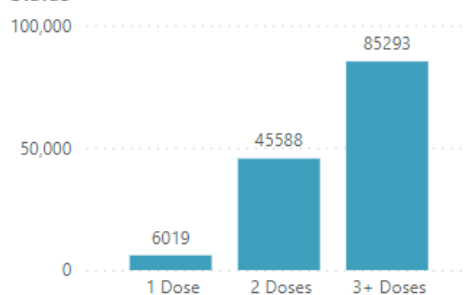


Figure 4. Vaccinated Residents by Age

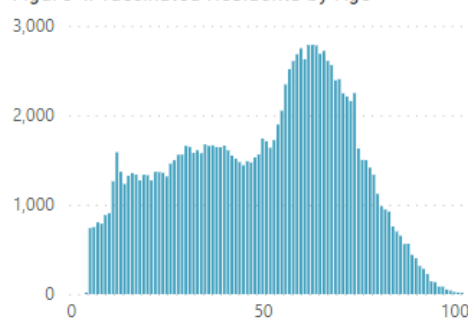


Figure 5. Vaccinated Residents by Gender

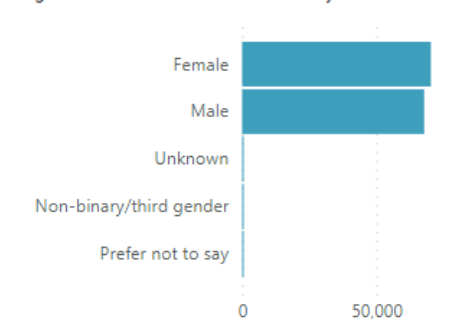


Figure 6. Doses Given in Past Week

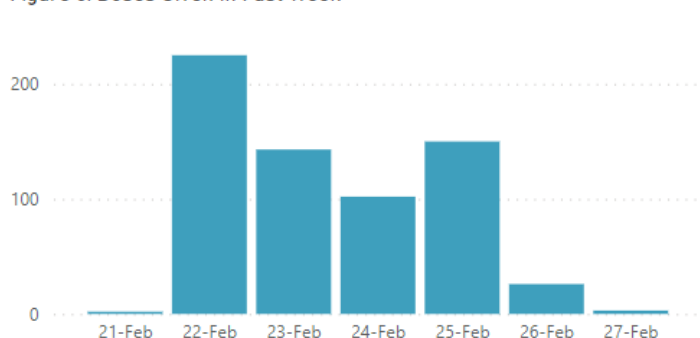
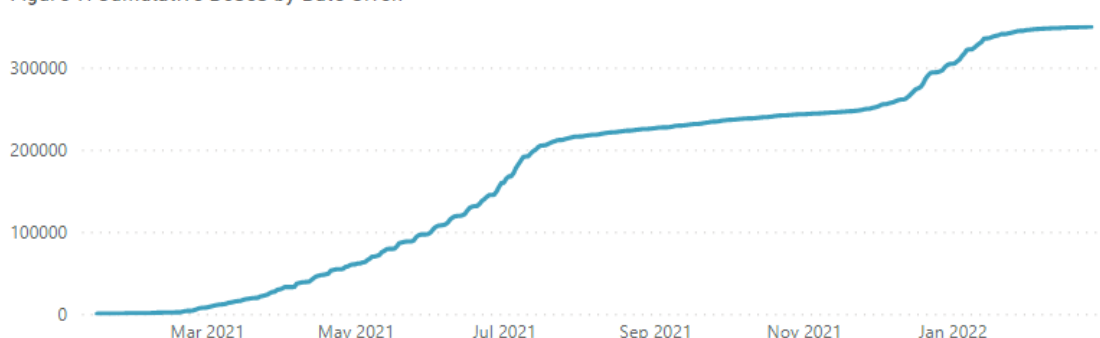


Figure 7. Cumulative Doses by Date Given



Data notes: Figures 1, 2, 6, and 7 represent COVID-19 vaccines administered in the Grey Bruce Health Region, both by the Grey Bruce Health Unit and participating partner organizations. These figures include all doses administered in Grey Bruce, regardless of whether they were given to Grey Bruce residents. These include first, second and any subsequent doses, and do not represent a unique count of individuals. Figures 3, 4, and 5 represent residents of Grey Bruce, who have received one or more doses of a COVID-19 vaccine, regardless of where the vaccine was received. Data source: data extracted from COVax-ON via IntelliHEALTH.

Data last refreshed February 28, 2022. Data are refreshed daily on weekdays and are current up to 11:59 PM on the previous day.

GREY BRUCE COVID-19 VACCINATION COVERAGE



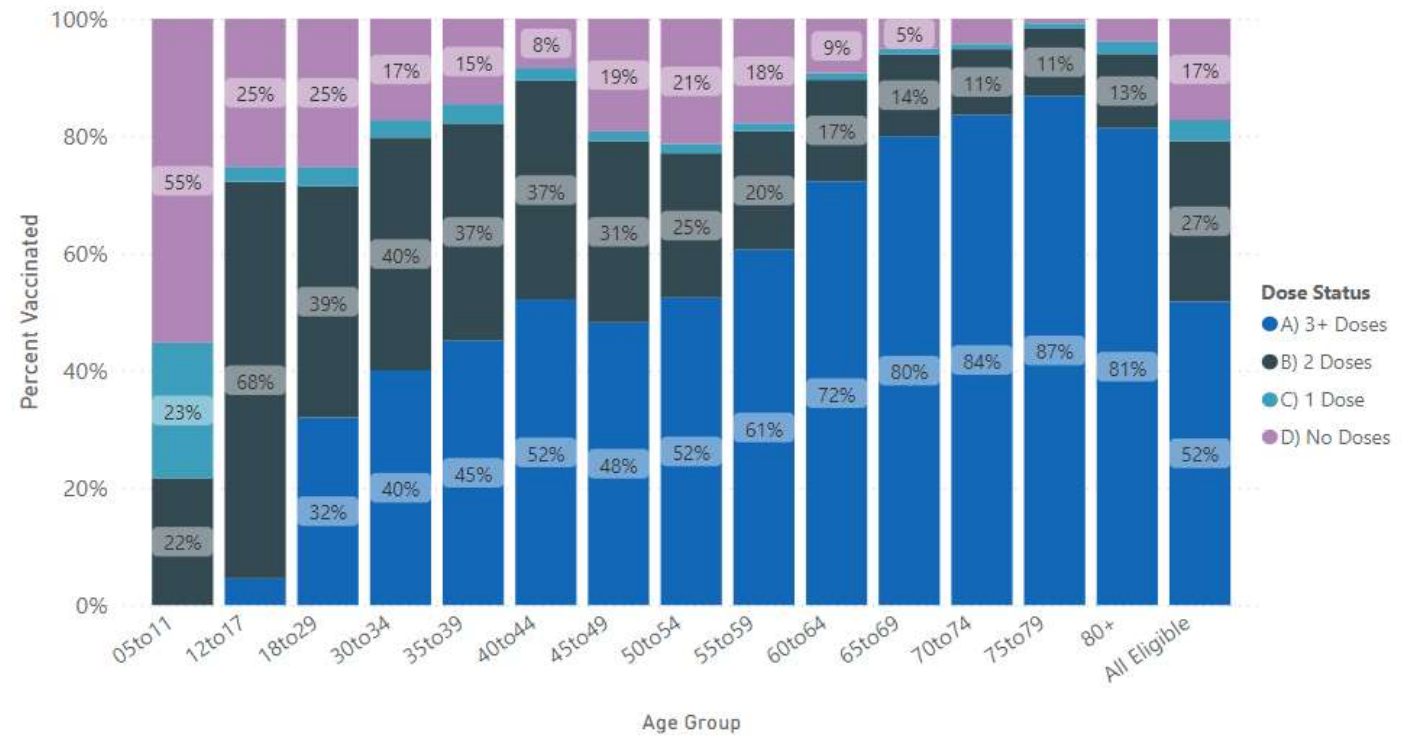
% Eligible Population (5+) with At Least 1 Dose
82.7%

% Eligible Population (5+) with At Least 2 Doses
79.1%

% Total Population with At Least 1 Dose
78.5%

% Total Population with At Least 2 Doses
75.1%

Vaccine Coverage by Age Group and Number of Doses Received



Data notes: Population coverage estimates represent residents of Grey Bruce who have received one or more doses of a COVID-19 vaccine, regardless of where the vaccine was received.
 Data source: Number of vaccinated clients extracted from COVax-ON via IntelliHEALTH. Population estimates: Statistics Canada for 2020, Ontario Ministry of Finance Population Projections by Census Division.
 Note that labels in the figure 'Vaccine Coverage by Age Group and Number of Doses Received' may not be visible if the percentage is small.
 Data last refreshed February 28, 2022. Data are refreshed daily on weekdays and are current up to 11:59 PM on the previous day.



Situation Report #712 COVID-19

Grey Bruce Health Unit | Incident Management System

February 27, 2022

Current Situation: [Public Health Measures](#), [COVID-19 Vaccines for Grey Bruce](#), [COVID-19 Vaccine for Ontario](#)

**Follow the 3 W's – Wash hands frequently, Watch distance (ideally 6ft), and Wear face covering correctly, and the 2 A's
- Avoid Crowds and Arrange for outdoor activities instead of indoors whenever possible.**

STAY HOME IF SICK

Shifting from pandemic to endemic

Case counts and vaccine data is taken from GBHU Epidemiological Reports as of 23:59 hrs, February 26, 2022:

All data is preliminary and subject to change. Future situation reports will be updated accordingly.

- 34 ↑ new cases reported in past 24 hours in Grey Bruce
 - Please note – New cases reported do not reflect actual caseloads in the community, however, they provide an accurate representation of the trends of transmission in the community.
- 23 ~ Seven-day average of new daily cases
- 6 confirmed local active cases hospitalized in Grey Bruce due to COVID-19
 - +1 confirmed case(s) from Grey-Bruce hospitalized outside of Grey-Bruce due to COVID-19 (These numbers are reported to public health by Grey-Bruce hospitals on confirmed COVID-19 cases admitted for treatment attributed to COVID-19 infection)
- 33 deaths in Grey Bruce
 - +1 death related to a Grey Bruce resident that acquired the infection and was treated outside of Grey Bruce
 - +9 deaths related to Grey Bruce residents that acquired the infection in Grey Bruce however passed away outside of Grey Bruce
 - Local and provincial data may not align as cases with unconfirmed cause of death are not included above, but are included in the provincial data.

Active Outbreaks

- 0 Facility(ies) in COVID-19 outbreak. Reported in [Hospitals](#)
- 5 Facility(ies) in COVID-19 outbreak. Reported in [Long-Term Care/Retirement Homes](#)

Vaccine – for detailed information please visit [Website and Dashboard](#)

- 349,386 Total Doses of COVID-19 vaccine administered in Grey and Bruce
- 687 Doses given within the past week

Future Vaccination Planning: [Vaccine Schedule](#)

- [To find a pharmacy that is offering the vaccine, please visit COVID-19 pharmacy vaccine locations \(ontario.ca\)](#)
- [Vaccines can also be obtained from Participating Primary Care Providers.](#)

Actions Taken In the Past 24 Hours:

Provincial COVID-19 Data - <https://covid-19.ontario.ca/data>

Media Relations

Media inquiries should be directed to Communications@publichealthgreybruce.on.ca 519-376-9420 or 1-800-263-3456 ext. 1315



Situation Report #711 COVID-19

Grey Bruce Health Unit | Incident Management System

February 26, 2022

Current Situation: [Public Health Measures](#), [COVID-19 Vaccines for Grey Bruce](#), [COVID-19 Vaccine for Ontario](#)

Follow the 3 W's – Wash hands frequently, Watch distance (ideally 6ft), and Wear face covering correctly, and the 2 A's – Avoid Crowds and Arrange for outdoor activities instead of indoors whenever possible.

STAY HOME IF SICK

Shifting from pandemic to endemic

Case counts and vaccine data is taken from GBHU Epidemiological Reports as of 23:59 hrs, February 25, 2022:

All data is preliminary and subject to change. Future situation reports will be updated accordingly.

- 26 ↓ new cases reported in past 24 hours in Grey Bruce
 - Please note – New cases reported do not reflect actual caseloads in the community, however, they provide an accurate representation of the trends of transmission in the community.
- 23.1 ↓ Seven-day average of new daily cases
- 6 confirmed local active cases hospitalized in Grey Bruce due to COVID-19
 - +1 confirmed case(s) from Grey-Bruce hospitalized outside of Grey-Bruce due to COVID-19 (These numbers are reported to public health by Grey-Bruce hospitals on confirmed COVID-19 cases admitted for treatment attributed to COVID-19 infection)
- 33 deaths in Grey Bruce
 - +1 death related to a Grey Bruce resident that acquired the infection and was treated outside of Grey Bruce
 - +9 deaths related to Grey Bruce residents that acquired the infection in Grey Bruce however passed away outside of Grey Bruce
 - Local and provincial data may not align as cases with unconfirmed cause of death are not included above, but are included in the provincial data.

Active Outbreaks

- 0 Facility(ies) in COVID-19 outbreak. Reported in [Hospitals](#)

- 5 Facility(ies) in COVID-19 outbreak. Reported in [Long-Term Care/Retirement Homes](#)

Vaccine – for detailed information please visit [Website and Dashboard](#)

- 349,386 Total Doses of COVID-19 vaccine administered in Grey and Bruce
- 687 Doses given within the past week

Future Vaccination Planning: [Vaccine Schedule](#)

- [To find a pharmacy that is offering the vaccine, please visit COVID-19 pharmacy vaccine locations \(ontario.ca\)](#)
- [Vaccines can also be obtained from Participating Primary Care Providers.](#)

Actions Taken In the Past 24 Hours:

Provincial COVID-19 Data - <https://covid-19.ontario.ca/data>

Media Relations

Media inquiries should be directed to Communications@publichealthgreybruce.on.ca 519-376-9420 or 1-800-263-3456 ext. 1315



Situation Report #710 COVID-19

Grey Bruce Health Unit | Incident Management System

February 25, 2022

Current Situation: [Public Health Measures](#), [COVID-19 Vaccines for Grey Bruce](#), [COVID-19 Vaccine for Ontario](#)

Follow the 3 W's – Wash hands frequently, Watch distance (ideally 6ft), and Wear face covering correctly, and the 2 A's – Avoid Crowds and Arrange for outdoor activities instead of indoors whenever possible.

STAY HOME IF SICK

Shifting from pandemic to endemic

Case counts and vaccine data is taken from GBHU Epidemiological Reports as of 23:59 hrs, February 24, 2022:

All data is preliminary and subject to change. Future situation reports will be updated accordingly.

- 37 ~ new cases reported in past 24 hours in Grey Bruce
 - Please note – New cases reported do not reflect actual caseloads in the community, however, they provide an accurate representation of the trends of transmission in the community.

- 24.4 : Seven-day average of new daily cases
- 7 confirmed local active cases hospitalized in Grey Bruce due to COVID-19
 - +1 confirmed case(s) from Grey-Bruce hospitalized outside of Grey-Bruce due to COVID-19 (These numbers are reported to public health by Grey-Bruce hospitals on confirmed COVID-19 cases admitted for treatment attributed to COVID-19 infection)
- 33 deaths in Grey Bruce
 - +1 death related to a Grey Bruce resident that acquired the infection and was treated outside of Grey Bruce
 - +9 deaths related to Grey Bruce residents that acquired the infection in Grey Bruce however passed away outside of Grey Bruce
 - Local and provincial data may not align as cases with unconfirmed cause of death are not included above, but are included in the provincial data.

Active Outbreaks

- 0 Facility(ies) in COVID-19 outbreak. Reported in [Hospitals](#)
- 5 Facility(ies) in COVID-19 outbreak. Reported in [Long-Term Care/Retirement Homes](#)
- To view active outbreaks, visit: [Outbreaks \(publichealthgreybruce.on.ca\)](https://publichealthgreybruce.on.ca/outbreaks)

Vaccine – for detailed information please visit [Website and Dashboard](#)

- 349,386 Total Doses of COVID-19 vaccine administered in Grey and Bruce
- 687 Doses given within the past week

Future Vaccination Planning: [Vaccine Schedule](#)

- To find a pharmacy that is offering the vaccine, please visit [COVID-19 pharmacy vaccine locations \(ontario.ca\)](#)
- Vaccines can also be obtained from Participating Primary Care Providers.

Actions Taken In the Past 24 Hours:

Provincial COVID-19 Data - <https://covid-19.ontario.ca/data>

Media Relations

Media inquiries should be directed to Communications@publichealthgreybruce.on.ca 519-376-9420 or 1-800-263-3456 ext. 1315

GREY BRUCE Situation Report



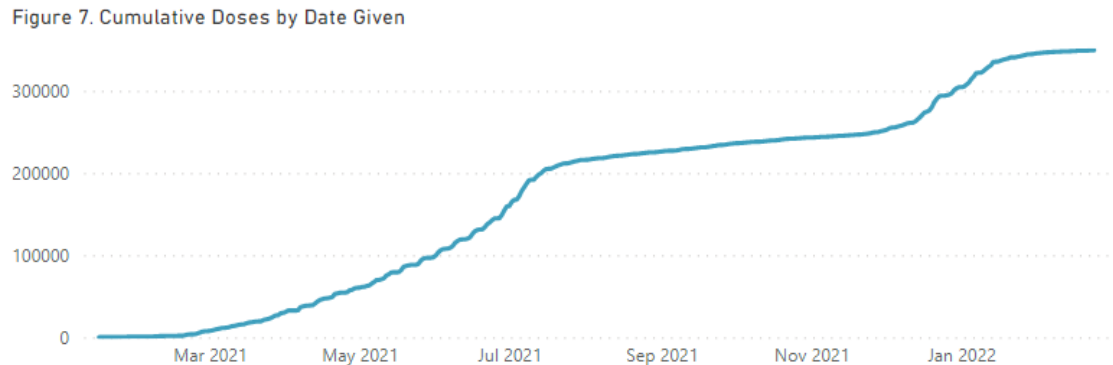
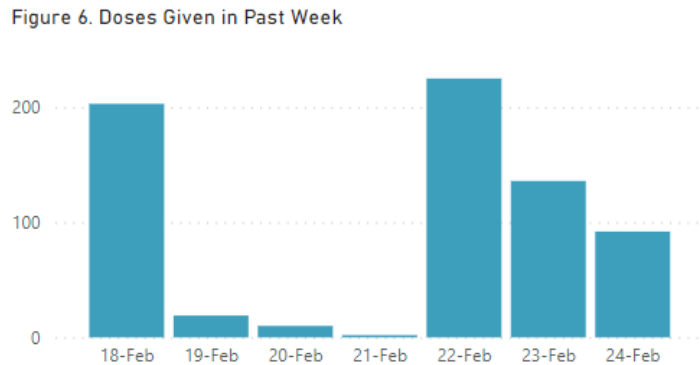
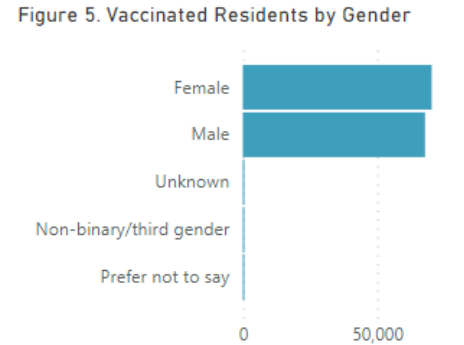
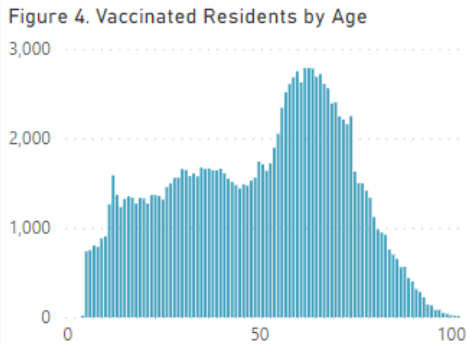
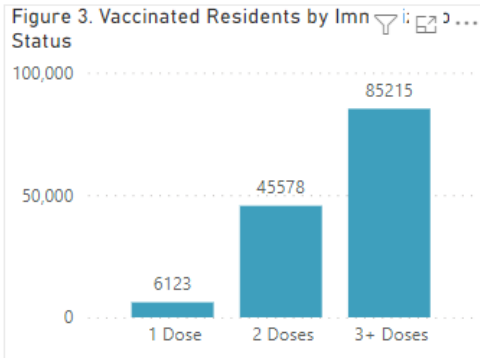
New Cases 37~	7 Day Average 24.4
Stable	

Count of Investigation Number and 7d moving average by Reported Date

● Count of Investigation Number ● 7d moving average



GREY BRUCE COVID-19 VACCINATION OVERVIEW



Data notes: Figures 1, 2, 6, and 7 represent COVID-19 vaccines administered in the Grey Bruce Health Region, both by the Grey Bruce Health Unit and participating partner organizations. These figures include all doses administered in Grey Bruce, regardless of whether they were given to Grey Bruce residents. These include first, second and any subsequent doses, and do not represent a unique count of individuals. Figures 3, 4, and 5 represent residents of Grey Bruce, who have received one or more doses of a COVID-19 vaccine, regardless of where the vaccine was received

Data source: data extracted from COVax-ON via IntelliHEALTH.

Data last refreshed February 25, 2022. Data are refreshed daily on weekdays and are current up to 11:59 PM on the previous day.



GREY BRUCE COVID-19 VACCINATION COVERAGE

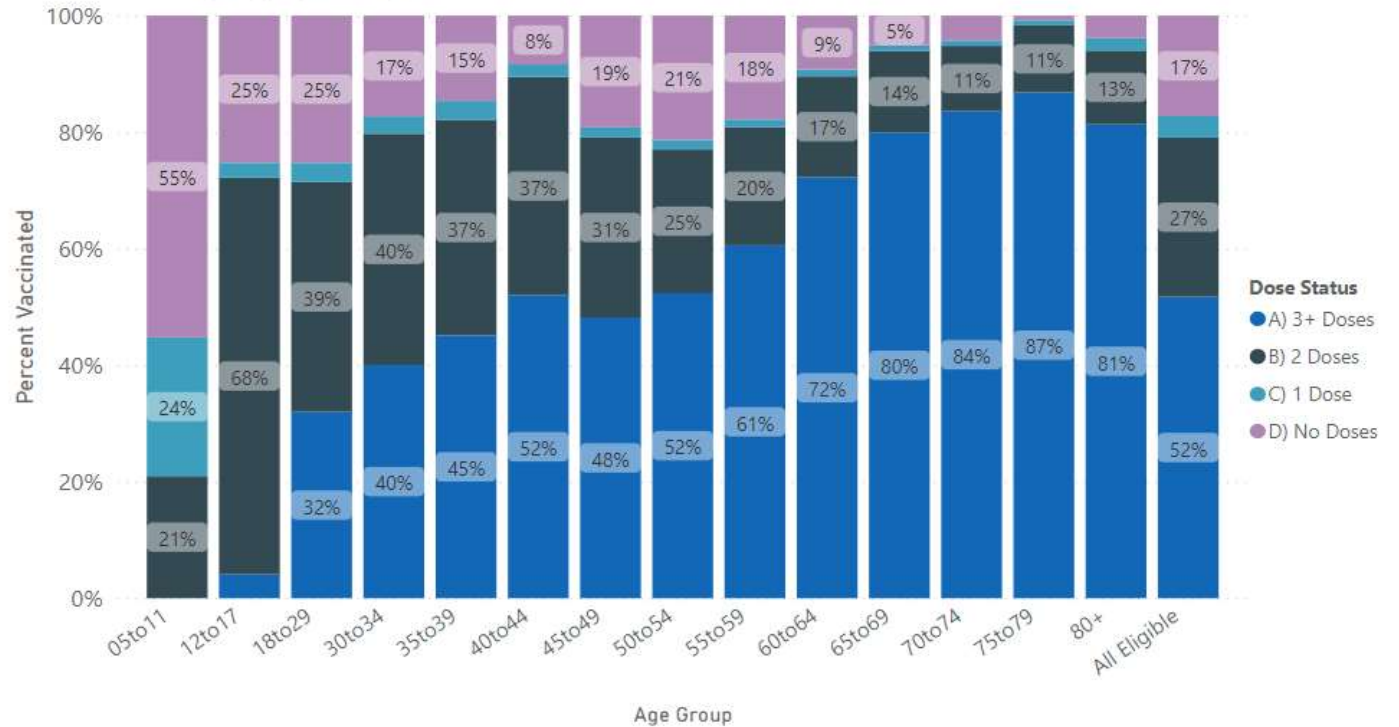
Vaccine Coverage by Age Group and Number of Doses Received

% Eligible Population (5+) with At Least 1 Dose
82.7%

% Eligible Population (5+) with At Least 2 Doses
79.1%

% Total Population with At Least 1 Dose
78.5%

% Total Population with At Least 2 Doses
75.0%



Data notes: Population coverage estimates represent residents of Grey Bruce who have received one or more doses of a COVID-19 vaccine, regardless of where the vaccine was received.
 Data source: Number of vaccinated clients extracted from COVax-ON via IntelliHEALTH. Population estimates: Statistics Canada for 2020, Ontario Ministry of Finance Population Projections by Census Division.
 Note that labels in the figure 'Vaccine Coverage by Age Group and Number of Doses Received' may not be visible if the percentage is small.
 Data last refreshed February 25, 2022. Data are refreshed daily on weekdays and are current up to 11:59 PM on the previous day.



Situation Report #709 COVID-19

Grey Bruce Health Unit | Incident Management System

February 24, 2022

Current Situation: [Public Health Measures](#), [COVID-19 Vaccines for Grey Bruce](#), [COVID-19 Vaccine for Ontario](#)
**Follow the 3 W's – Wash hands frequently, Watch distance (ideally 6ft), and Wear face covering correctly, and the 2 A's
- Avoid Crowds and Arrange for outdoor activities instead of indoors whenever possible.**

STAY HOME IF SICK

Shifting from pandemic to endemic

**Case counts and vaccine data is taken from GBHU Epidemiological Reports as of 23:59 hrs, February 23, 2022:
All data is preliminary and subject to change. Future situation reports will be updated accordingly.**

- 37 ↑ new cases reported in past 24 hours in Grey Bruce
 - Please note – New cases reported do not reflect actual caseloads in the community, however, they provide an accurate representation of the trends of transmission in the community.
- 23.3: Seven-day average of new daily cases
- 8 confirmed local active cases hospitalized in Grey Bruce due to COVID-19
 - +1 confirmed case(s) from Grey-Bruce hospitalized outside of Grey-Bruce due to COVID-19 (These numbers are reported to public health by Grey-Bruce hospitals on confirmed COVID-19 cases admitted for treatment attributed to COVID-19 infection)
- 32 deaths in Grey Bruce
 - +1 death related to a Grey Bruce resident that acquired the infection and was treated outside of Grey Bruce
 - +9 deaths related to Grey Bruce residents that acquired the infection in Grey Bruce however passed away outside of Grey Bruce
 - Local and provincial data may not align as cases with unconfirmed cause of death are not included above, but are included in the provincial data.

Active Outbreaks

- 0 Facility(ies) in COVID-19 outbreak. Reported in [Hospitals](#)
- 6 Facility(ies) in COVID-19 outbreak. Reported in [Long-Term Care/Retirement Homes](#)
- To view active outbreaks, visit: [Outbreaks \(publichealthgreybruce.on.ca\)](https://publichealthgreybruce.on.ca)

Vaccine – for detailed information please visit [Website and Dashboard](#)

- 349,271 Total Doses of COVID-19 vaccine administered in Grey and Bruce
- 880 Doses given within the past week

Future Vaccination Planning: [Vaccine Schedule](#)

- To find a pharmacy that is offering the vaccine, please visit [COVID-19 pharmacy vaccine locations \(ontario.ca\)](#)
- Vaccines can also be obtained from Participating Primary Care Providers.

Actions Taken In the Past 24 Hours:

Provincial COVID-19 Data - <https://covid-19.ontario.ca/data>

Media Relations

Media inquiries should be directed to Communications@publichealthgreybruce.on.ca 519-376-9420 or 1-800-263-3456 ext. 1315

GREY BRUCE Situation Report



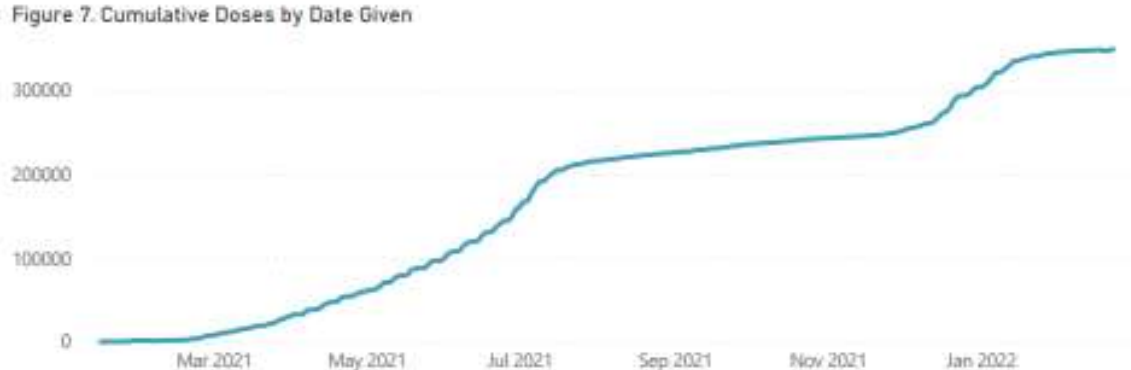
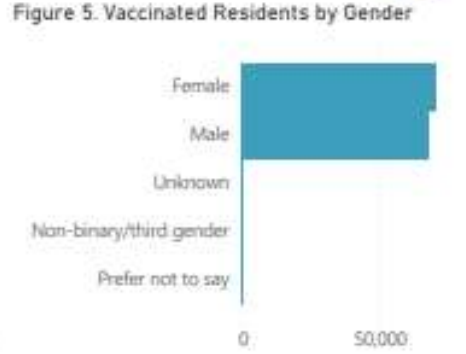
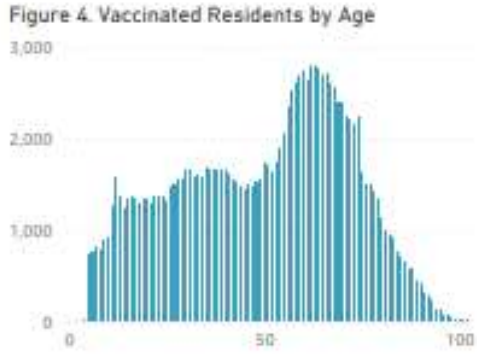
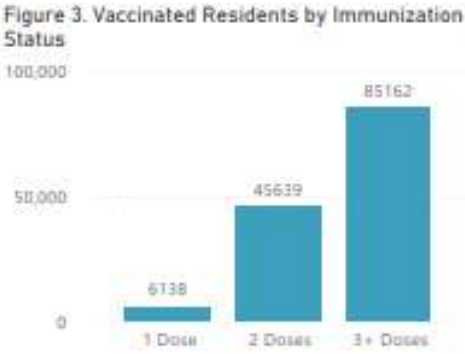
New Cases 37 ↑	7 Day Average 23.3
Stable	

Count of Investigation Number and 7d moving average by Reported Date

● Count of Investigation Number ● 7d moving average



GREY BRUCE COVID-19 VACCINATION OVERVIEW



Data notes: Figures 1, 2, 6, and 7 represent COVID-19 vaccines administered in the Grey Bruce Health Region, both by the Grey Bruce Health Unit and participating partner organizations. These figures include all doses administered in Grey Bruce, regardless of whether they were given to Grey Bruce residents. These include first, second and any subsequent doses, and do not represent a unique count of individuals. Figures 3, 4, and 5 represent residents of Grey Bruce, who have received one or more doses of a COVID-19 vaccine, regardless of where the vaccine was received. Data source: data extracted from COVax-ON via IntelliHEALTH.

Data last refreshed February 24, 2022. Data are refreshed daily on weekdays and are current up to 11:59 PM on the previous day.

GREY BRUCE COVID-19 VACCINATION COVERAGE



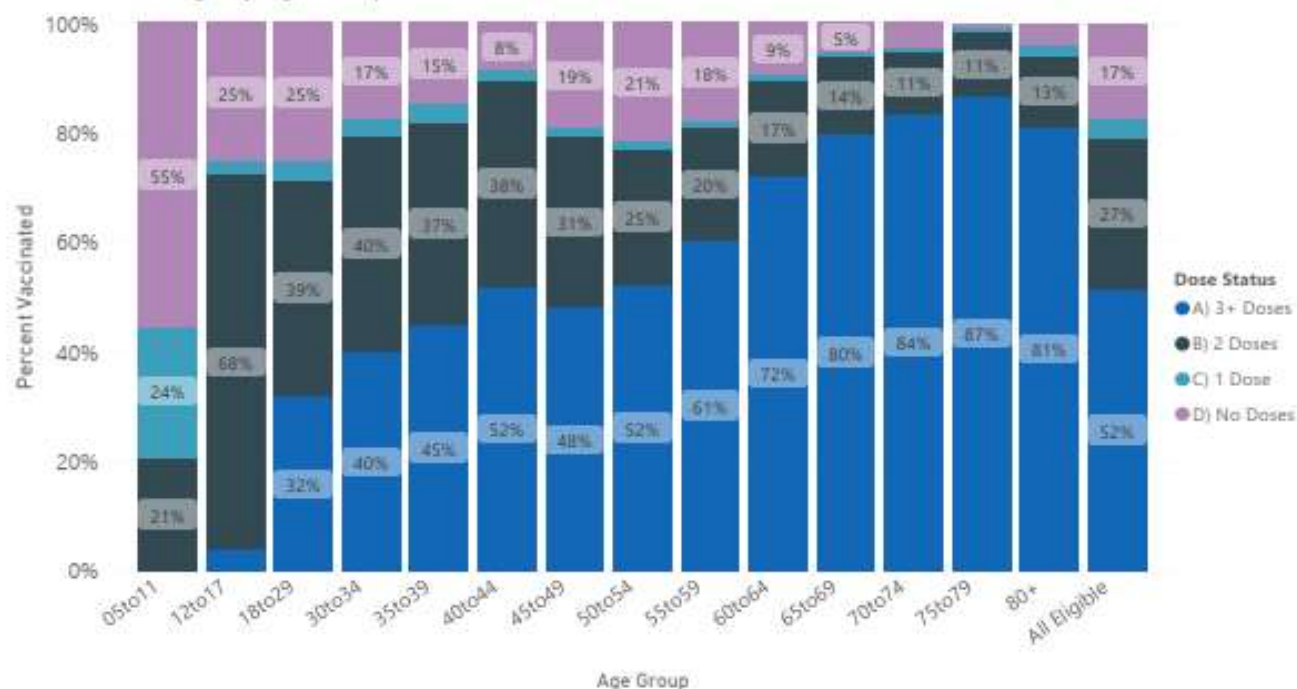
% Eligible Population (5+) with At Least 1 Dose
82.7%

% Eligible Population (5+) with At Least 2 Doses
79.1%

% Total Population with At Least 1 Dose
78.5%

% Total Population with At Least 2 Doses
75.0%

Vaccine Coverage by Age Group and Number of Doses Received



Data notes: Population coverage estimates represent residents of Grey Bruce who have received one or more doses of a COVID-19 vaccine, regardless of where the vaccine was received.
 Data source: Number of vaccinated clients extracted from CDVax-ON via IntelliHEALTH. Population estimates: Statistics Canada for 2020, Ontario Ministry of Finance Population Projections by Census Division.
 Note that labels in the figure 'Vaccine Coverage by Age Group and Number of Doses Received' may not be visible if the percentage is small.
 Data last refreshed February 24, 2022. Data are refreshed daily on weekdays and are current up to 11:59 PM on the previous day.



Situation Report #708 COVID-19

Grey Bruce Health Unit | Incident Management System

February 23, 2022

Current Situation: [Public Health Measures](#), [COVID-19 Vaccines for Grey Bruce](#), [COVID-19 Vaccine for Ontario](#)
**Follow the 3 W's – Wash hands frequently, Watch distance (ideally 6ft), and Wear face covering correctly, and the 2 A's
- Avoid Crowds and Arrange for outdoor activities instead of indoors whenever possible.**

STAY HOME IF SICK

Shifting from pandemic to endemic

Case counts and vaccine data is taken from GBHU Epidemiological Reports as of 23:59 hrs, February 22, 2022:

All data is preliminary and subject to change. Future situation reports will be updated accordingly.

- 18 ↑ new cases reported in past 24 hours in Grey Bruce
 - Please note – New cases reported do not reflect actual caseloads in the community, however, they provide an accurate representation of the trends of transmission in the community.
- 23.6: Seven-day average of new daily cases
- 8 confirmed local active cases hospitalized in Grey Bruce due to COVID-19
 - +1 confirmed cases from Grey Bruce are hospitalized outside of Grey Bruce due to COVID-19 (These numbers are reported to public health by Grey-Bruce hospitals on confirmed COVID-19 cases admitted for treatment attributed to COVID-19 infection)
- **32** deaths in Grey Bruce
 - +1 death related to a Grey Bruce resident that acquired the infection and was treated outside of Grey Bruce
 - +9 deaths related to Grey Bruce residents that acquired the infection in Grey Bruce however passed away outside of Grey Bruce
 - Local and provincial data may not align as cases with unconfirmed cause of death are not included above, but are included in the provincial data.

Active Outbreaks

- 0 Facility(ies) in COVID-19 outbreak. Reported in [Hospitals](#)
- 6 Facility(ies) in COVID-19 outbreak. Reported in [Long-Term Care/Retirement Homes](#)
- To view active outbreaks, visit: [Outbreaks \(publichealthgreybruce.on.ca\)](https://publichealthgreybruce.on.ca)

Vaccine – for detailed information please visit [Website and Dashboard](#)

- 349,068 Total Doses of COVID-19 vaccine administered in Grey and Bruce
- 857 Doses given within the past week

Future Vaccination Planning: [Vaccine Schedule](#)

- To find a pharmacy that is offering the vaccine, please visit [COVID-19 pharmacy vaccine locations \(ontario.ca\)](#)
- Vaccines can also be obtained from Participating Primary Care Providers.

Actions Taken In the Past 24 Hours:

Provincial COVID-19 Data - <https://covid-19.ontario.ca/data>

Media Relations

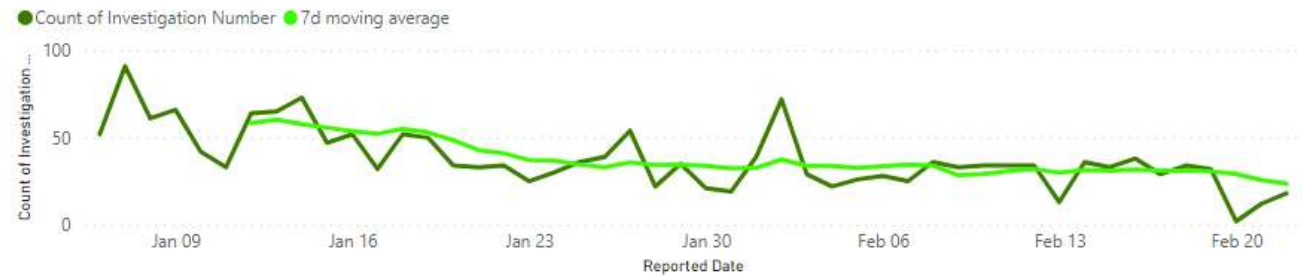
Media inquiries should be directed to Communications@publichealthgreybruce.on.ca 519-376-9420 or 1-800-263-3456 ext. 1315

GREY BRUCE Situation Report

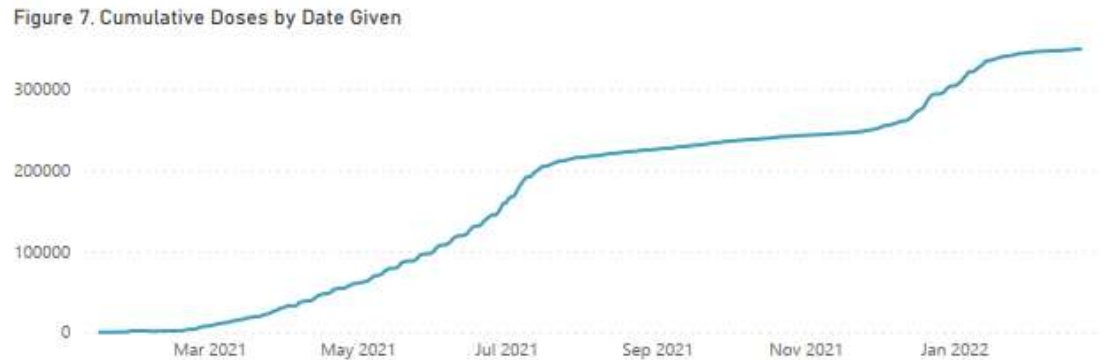
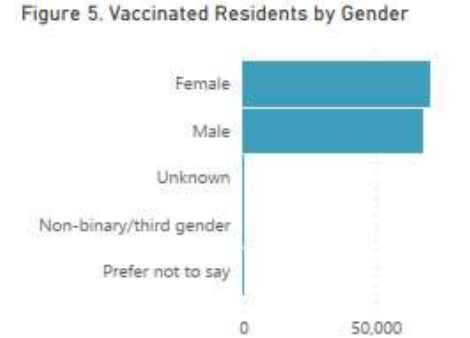
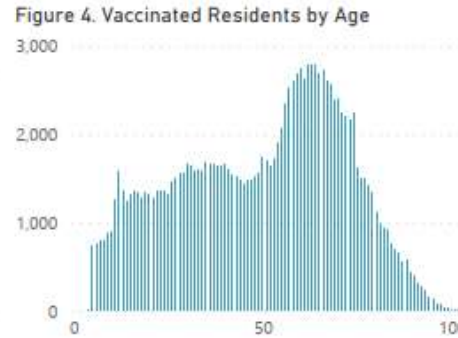
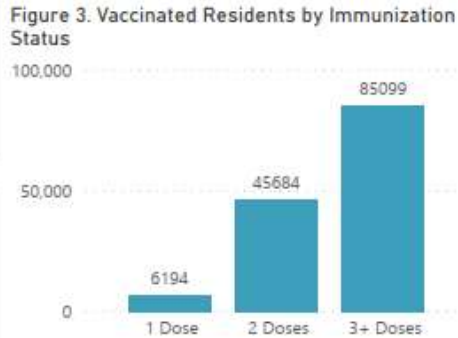


New Cases 18 ↑	7 Day Average 23.6
Stable	

Count of Investigation Number and 7d moving average by Reported Date



GREY BRUCE COVID-19 VACCINATION OVERVIEW



Data notes: Figures 1, 2, 6, and 7 represent COVID-19 vaccines administered in the Grey Bruce Health Region, both by the Grey Bruce Health Unit and participating partner organizations. These figures include all doses administered in Grey Bruce, regardless of whether they were given to Grey Bruce residents. These include first, second and any subsequent doses, and do not represent a unique count of individuals. Figures 3, 4, and 5 represent residents of Grey Bruce, who have received one or more doses of a COVID-19 vaccine, regardless of where the vaccine was received. Data source: data extracted from COVax-ON via IntelliHEALTH.

Data last refreshed February 23, 2022. Data are refreshed daily on weekdays and are current up to 11:59 PM on the previous day.

GREY BRUCE COVID-19 VACCINATION COVERAGE



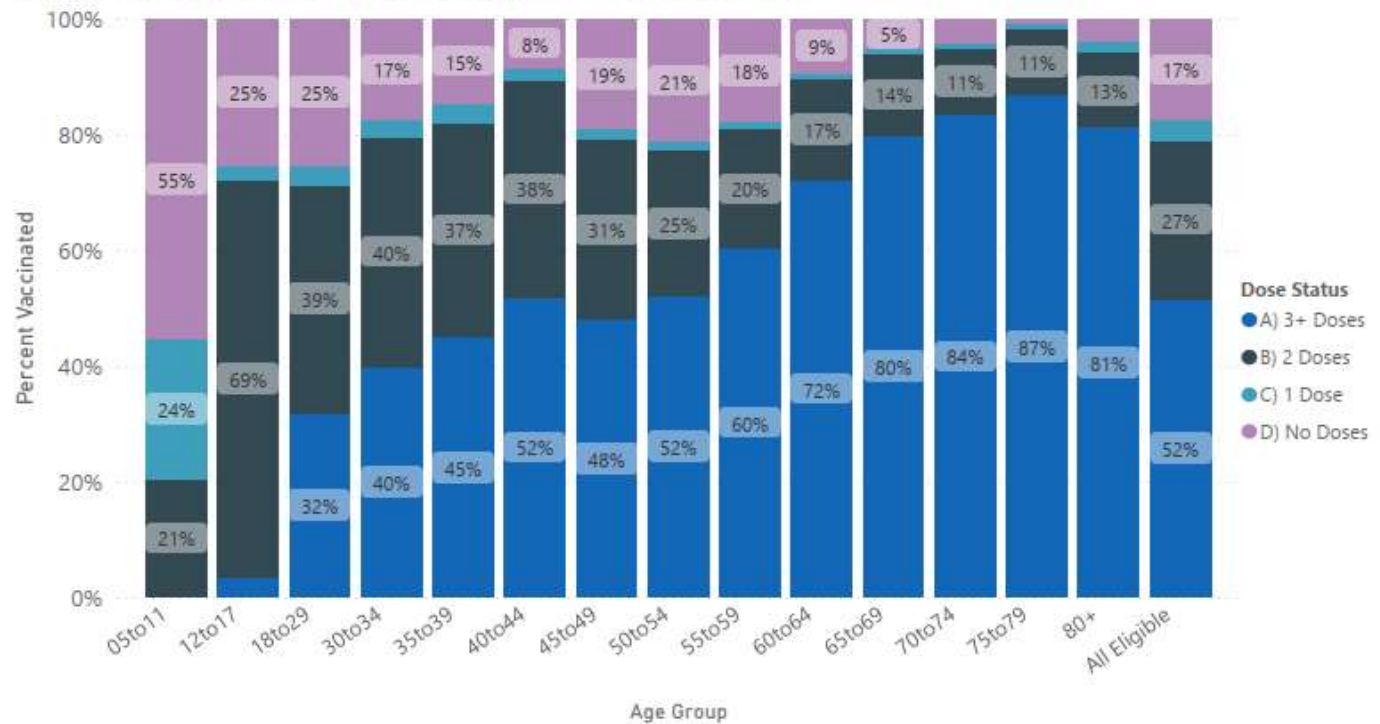
% Eligible Population (5+) with At Least 1 Dose
82.7%

% Eligible Population (5+) with At Least 2 Doses
79.0%

% Total Population with At Least 1 Dose
78.5%

% Total Population with At Least 2 Doses
75.0%

Vaccine Coverage by Age Group and Number of Doses Received



Data notes: Population coverage estimates represent residents of Grey Bruce who have received one or more doses of a COVID-19 vaccine, regardless of where the vaccine was received.
 Data source: Number of vaccinated clients extracted from COVax-ON via IntelliHEALTH. Population estimates: Statistics Canada for 2020, Ontario Ministry of Finance Population Projections by Census Division.
 Note that labels in the figure 'Vaccine Coverage by Age Group and Number of Doses Received' may not be visible if the percentage is small.
 Data last refreshed February 23, 2022. Data are refreshed daily on weekdays and are current up to 11:59 PM on the previous day.



Situation Report #707 COVID-19

Grey Bruce Health Unit | Incident Management System

February 22, 2022

Current Situation: [Public Health Measures](#), [COVID-19 Vaccines for Grey Bruce](#), [COVID-19 Vaccine for Ontario](#)

Follow the 3 W's – Wash hands frequently, Watch distance (ideally 6ft), and Wear face covering correctly, and the 2 A's – Avoid Crowds and Arrange for outdoor activities instead of indoors whenever possible.

STAY HOME IF SICK

Shifting from pandemic to endemic

Please note: The Situation Report has been modified to further reflect changes earlier this year to testing protocols and the status of the pandemic locally. Communicating the positive trends at this stage of transitioning from pandemic to endemic phase is an important part of managing Risk Perception to appropriately guide the community to recovery.

Case counts and vaccine data is taken from GBHU Epidemiological Reports as of 23:59 hrs, February 21, 2022:

All data is preliminary and subject to change. Future situation reports will be updated accordingly.

- 12 ↑ new cases reported in past 24 hours in Grey Bruce
 - Please note – New cases reported do not reflect actual caseloads in the community, however, they provide an accurate representation of the trends of transmission in the community.
- 25.4: Seven-day average of new daily cases
- 9 confirmed local active cases hospitalized in Grey Bruce due to COVID-19
 - 1 confirmed cases from Grey Bruce are hospitalized outside of Grey Bruce due to COVID-19 (These numbers are reported to Public Health by Grey-Bruce Hospitals on confirmed COVID-19 cases admitted for treatment attributed to COVID-19 infection)
- 31 deaths in Grey Bruce
 - +1 death related to a Grey Bruce resident that acquired the infection and was treated outside of Grey Bruce
 - +9 deaths related to Grey Bruce residents that acquired the infection in Grey Bruce however passed away outside of Grey Bruce
 - Local and Provincial data may not align as cases with unconfirmed cause of death are not included above but are included in the Provincial data.

Active Outbreaks

- 0 Facility(ies) in COVID-19 outbreak. Reported in [Hospitals](#)
- 6 Facility(ies) in COVID-19 outbreak. Reported in [Long-Term Care/Retirement Homes](#)
- To view active outbreaks, visit: [Outbreaks \(publichealthgreybruce.on.ca\)](#)

Vaccine – for detailed information please visit [Website and Dashboard](#)

- 348,776 Total Doses of COVID-19 vaccine administered in Grey and Bruce
- 803 Doses given within the past week

Future Vaccination Planning: [Vaccine Schedule](#)

- To find a pharmacy that is offering the vaccine, please visit [COVID-19 pharmacy vaccine locations \(ontario.ca\)](#)
- Vaccines can also be obtained from Participating Primary Care Providers.

Actions Taken In the Past 24 Hours:

Provincial COVID-19 Data - <https://covid-19.ontario.ca/data>

Media Relations

Media inquiries should be directed to Communications@publichealthgreybruce.on.ca 519-376-9420 or 1-800-263-3456 ext. 3940

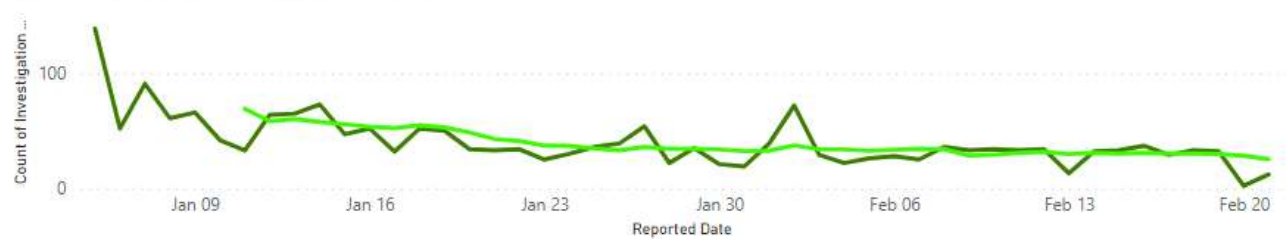
GREY BRUCE Situation Report



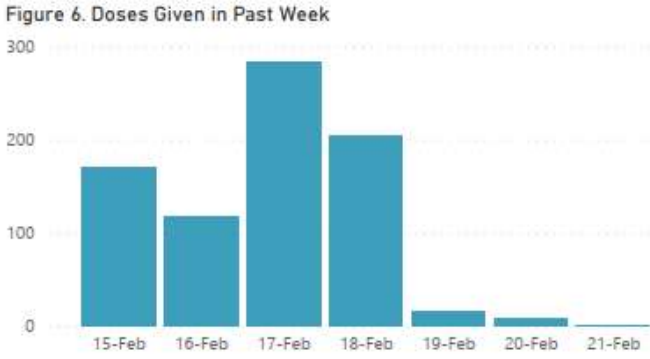
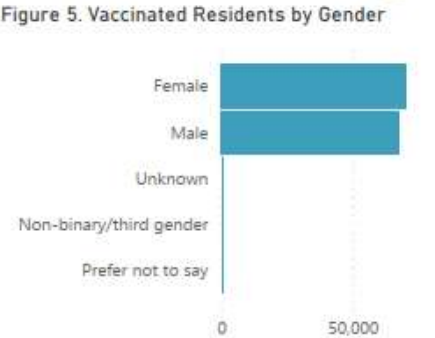
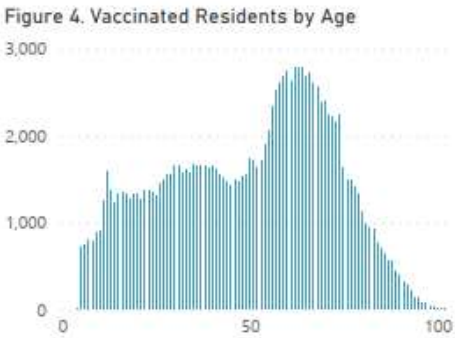
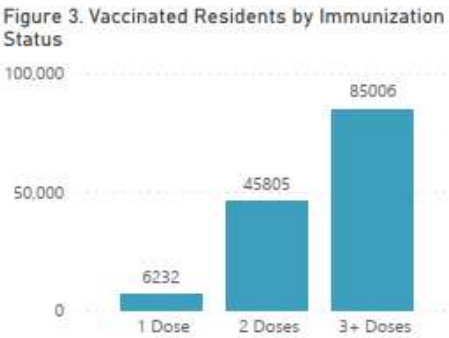
New Cases	7 Day Average
12	25.4
Stable	

Count of Investigation Number and 7d moving average by Reported Date

● Count of Investigation Number ● 7d moving average



GREY BRUCE COVID-19 VACCINATION OVERVIEW



Data notes: Figures 1, 2, 6, and 7 represent COVID-19 vaccines administered in the Grey Bruce Health Region, both by the Grey Bruce Health Unit and participating partner organizations. These figures include all doses administered in Grey Bruce, regardless of whether they were given to Grey Bruce residents. These include first, second and any subsequent doses, and do not represent a unique count of individuals. Figures 3, 4, and 5 represent residents of Grey Bruce, who have received one or more doses of a COVID-19 vaccine, regardless of where the vaccine was received. Data source: data extracted from COVax-ON via IntelliHEALTH.

Data last refreshed February 22, 2022. Data are refreshed daily on weekdays and are current up to 11:59 PM on the previous day.

GREY BRUCE COVID-19 VACCINATION COVERAGE



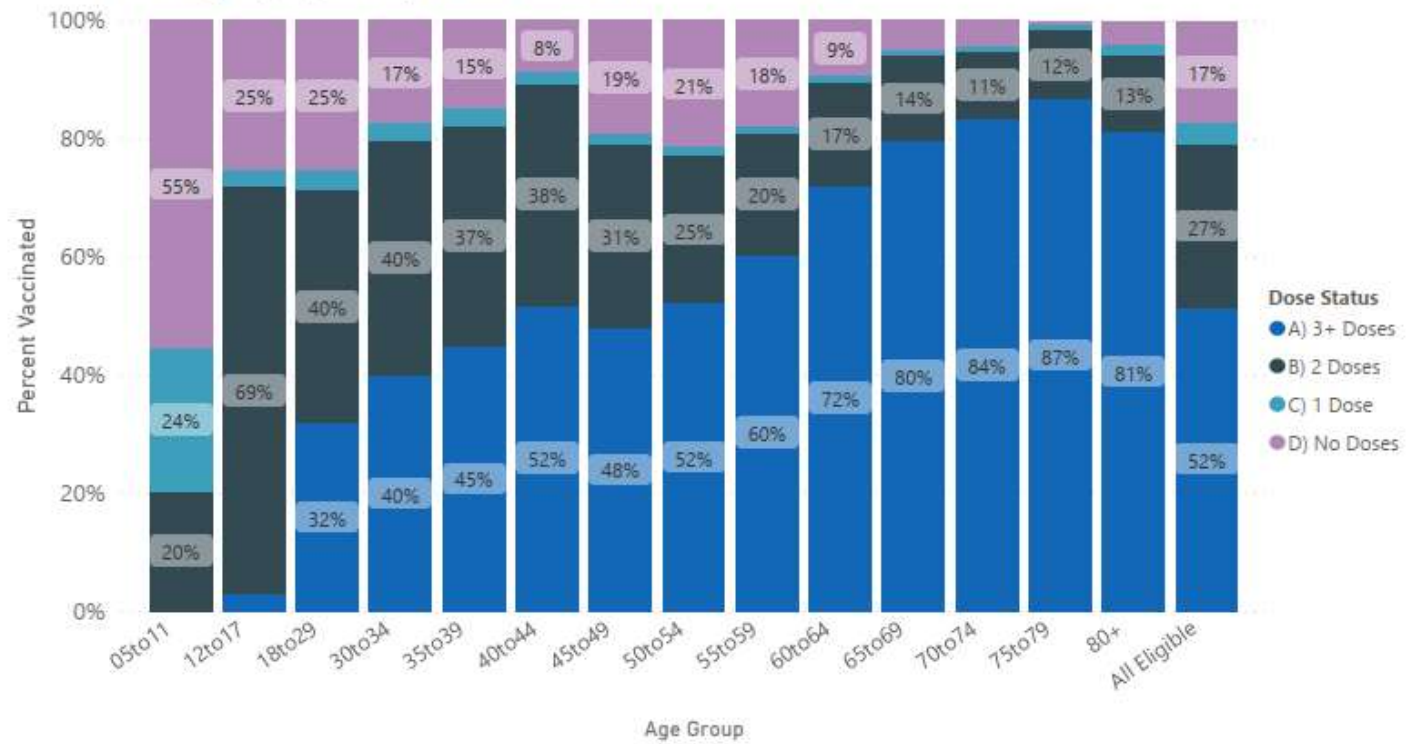
% Eligible Population (5+) with At Least 1 Dose
82.7%

% Eligible Population (5+) with At Least 2 Doses
79.0%

% Total Population with At Least 1 Dose
78.5%

% Total Population with At Least 2 Doses
74.9%

Vaccine Coverage by Age Group and Number of Doses Received



Data notes: Population coverage estimates represent residents of Grey Bruce who have received one or more doses of a COVID-19 vaccine, regardless of where the vaccine was received.
 Data source: Number of vaccinated clients extracted from COVax-ON via IntelliHEALTH. Population estimates: Statistics Canada for 2020, Ontario Ministry of Finance Population Projections by Census Division.
 Note that labels in the figure 'Vaccine Coverage by Age Group and Number of Doses Received' may not be visible if the percentage is small.
 Data last refreshed February 22, 2022. Data are refreshed daily on weekdays and are current up to 11:59 PM on the previous day.



Situation Report #706 COVID-19

Grey Bruce Health Unit | Incident Management System

February 21, 2022

Current Situation: [Public Health Measures](#), [COVID-19 Vaccines for Grey Bruce](#), [COVID-19 Vaccine for Ontario](#)

Follow the 3 W's – Wash hands frequently, Watch distance (ideally 6ft), and Wear face covering correctly, and the 2 A's – Avoid Crowds and Arrange for outdoor activities instead of indoors whenever possible.

STAY HOME IF SICK

Shifting from pandemic to endemic

Please note: The Situation Report has been modified to further reflect changes earlier this year to testing protocols and the status of the pandemic locally. Communicating the positive trends at this stage of transitioning from pandemic to endemic phase is an important part of managing Risk Perception to appropriately guide the community to recovery.

Case counts and vaccine data is taken from GBHU Epidemiological Reports as of 23:59 hrs, February 20, 2022:

All data is preliminary and subject to change. Future situation reports will be updated accordingly.

- 2 ↓ new cases reported in past 24 hours in Grey Bruce
 - Please note – New cases reported do not reflect actual caseloads in the community, however, they provide an accurate representation of the trends of transmission in the community.
- 9 confirmed local active cases hospitalized in Grey Bruce due to COVID-19
 - 1 confirmed cases from Grey Bruce are hospitalized outside of Grey Bruce due to COVID-19 (These numbers are reported to Public Health by Grey-Bruce Hospitals on confirmed COVID-19 cases admitted for treatment attributed to COVID-19 infection)
- 31 deaths in Grey Bruce
 - +1 death related to a Grey Bruce resident that acquired the infection and was treated outside of Grey Bruce
 - +9 deaths related to Grey Bruce residents that acquired the infection in Grey Bruce however passed away outside of Grey Bruce
 - Local and Provincial data may not align as cases with unconfirmed cause of death are not included above but are included in the Provincial data.

Active Outbreaks

- 0 Facility(ies) in COVID-19 outbreak. Reported in [Hospitals](#)
- 5 Facility(ies) in COVID-19 outbreak. Reported in [Long-Term Care/Retirement Homes](#)
- To view active outbreaks, visit: [Outbreaks \(publichealthgreybruce.on.ca\)](https://publichealthgreybruce.on.ca)

Vaccine – for detailed information please visit [Website and Dashboard](#)

- 348,459 Total Doses of COVID-19 vaccine administered in Grey and Bruce

- 855 Doses given within the past week

Future Vaccination Planning: [Vaccine Schedule](#)

- [To find a pharmacy that is offering the vaccine, please visit COVID-19 pharmacy vaccine locations \(ontario.ca\)](#)
- [Vaccines can also be obtained from Participating Primary Care Providers.](#)

Actions Taken In the Past 24 Hours:

Provincial COVID-19 Data - <https://covid-19.ontario.ca/data>

Media Relations

Media inquiries should be directed to Communications@publichealthgreybruce.on.ca 519-376-9420 or 1-800-263-3456 ext. 3940



Situation Report #705 COVID-19

Grey Bruce Health Unit | Incident Management System

February 20, 2022

Current Situation: [Public Health Measures](#), [COVID-19 Vaccines for Grey Bruce](#), [COVID-19 Vaccine for Ontario](#)

***Follow the 3 W's – Wash hands frequently, Watch distance (ideally 6ft), and Wear face covering correctly, and the 2 A's
- Avoid Crowds and Arrange for outdoor activities instead of indoors whenever possible.***

STAY HOME IF SICK

Shifting from pandemic to endemic

Please note: The Situation Report has been modified to further reflect changes earlier this year to testing protocols and the status of the pandemic locally. Communicating the positive trends at this stage of transitioning from pandemic to endemic phase is an important part of managing Risk Perception to appropriately guide the community to recovery.

Case counts and vaccine data is taken from GBHU Epidemiological Reports as of 23:59 hrs, February 19, 2022:

All data is preliminary and subject to change. Future situation reports will be updated accordingly.

- 30 ↓ new cases reported in past 24 hours in Grey Bruce

- Please note – New cases reported do not reflect actual caseloads in the community, however, they provide an accurate representation of the trends of transmission in the community.
- 9 confirmed local active cases hospitalized in Grey Bruce due to COVID-19
 - 1 confirmed cases from Grey Bruce are hospitalized outside of Grey Bruce due to COVID-19 (These numbers are reported to Public Health by Grey-Bruce Hospitals on confirmed COVID-19 cases admitted for treatment attributed to COVID-19 infection)
- 31 deaths in Grey Bruce
 - +1 death related to a Grey Bruce resident that acquired the infection and was treated outside of Grey Bruce
 - +9 deaths related to Grey Bruce residents that acquired the infection in Grey Bruce however passed away outside of Grey Bruce
 - Local and Provincial data may not align as cases with unconfirmed cause of death are not included above but are included in the Provincial data.

Active Outbreaks

- 0 Facility(ies) in COVID-19 outbreak. Reported in [Hospitals](#)
- 5 Facility(ies) in COVID-19 outbreak. Reported in [Long-Term Care/Retirement Homes](#)
- To view active outbreaks, visit: [Outbreaks \(publichealthgreybruce.on.ca\)](https://publichealthgreybruce.on.ca/outbreaks)

Vaccine – for detailed information please visit [Website and Dashboard](#)

- 348,459 Total Doses of COVID-19 vaccine administered in Grey and Bruce
- 855 Doses given within the past week

Future Vaccination Planning: [Vaccine Schedule](#)

- To find a pharmacy that is offering the vaccine, please visit [COVID-19 pharmacy vaccine locations \(ontario.ca\)](#)
- Vaccines can also be obtained from Participating Primary Care Providers.
- See Vaccine Clinics – details at [Vaccine Schedule](#) (Make sure to scroll to the proper page of the schedule)

Provincial COVID-19 Data - <https://covid-19.ontario.ca/data>

Media Relations

Media inquiries should be directed to Communications@publichealthgreybruce.on.ca 519-376-9420 or 1-800-263-3456 ext. 3940



Situation Report #704 COVID-19

Grey Bruce Health Unit | Incident Management System

February 19, 2022

Current Situation: [Public Health Measures](#), [COVID-19 Vaccines for Grey Bruce](#), [COVID-19 Vaccine for Ontario](#)

Follow the 3 W's – Wash hands frequently, Watch distance (ideally 6ft), and Wear face covering correctly, and the 2 A's – Avoid Crowds and Arrange for outdoor activities instead of indoors whenever possible.

STAY HOME IF SICK

Shifting from pandemic to endemic

Please note: The Situation Report has been modified to further reflect changes earlier this year to testing protocols and the status of the pandemic locally. Communicating the positive trends at this stage of transitioning from pandemic to endemic phase is an important part of managing Risk Perception to appropriately guide the community to recovery.

Case counts and vaccine data is taken from GBHU Epidemiological Reports as of 23:59 hrs, February 18, 2022:

All data is preliminary and subject to change. Future situation reports will be updated accordingly.

- 32 ↑ new cases reported in past 24 hours in Grey Bruce
 - Please note – New cases reported do not reflect actual caseloads in the community, however, they provide an accurate representation of the trends of transmission in the community.
- 9 confirmed local active cases hospitalized in Grey Bruce due to COVID-19
 - 1 confirmed cases from Grey Bruce are hospitalized outside of Grey Bruce due to COVID-19 (These numbers are reported to Public Health by Grey-Bruce Hospitals on confirmed COVID-19 cases admitted for treatment attributed to COVID-19 infection)
- 31 deaths in Grey Bruce
 - +1 death related to a Grey Bruce resident that acquired the infection and was treated outside of Grey Bruce
 - +9 deaths related to Grey Bruce residents that acquired the infection in Grey Bruce however passed away outside of Grey Bruce
 - Local and Provincial data may not align as cases with unconfirmed cause of death are not included above but are included in the Provincial data.

Active Outbreaks

- 0 Facility(ies) in COVID-19 outbreak. Reported in [Hospitals](#)
- 5 Facility(ies) in COVID-19 outbreak. Reported in [Long-Term Care/Retirement Homes](#)
- To view active outbreaks, visit: [Outbreaks \(publichealthgreybruce.on.ca\)](https://publichealthgreybruce.on.ca)

Vaccine – for detailed information please visit [Website and Dashboard](#)

- 348,459 Total Doses of COVID-19 vaccine administered in Grey and Bruce

- 855 Doses given within the past week

Future Vaccination Planning: [Vaccine Schedule](#)

- To find a pharmacy that is offering the vaccine, please visit [COVID-19 pharmacy vaccine locations \(ontario.ca\)](#)
- Vaccines can also be obtained from Participating Primary Care Providers.
- See Vaccine Clinics – details at [Vaccine Schedule](#) (Make sure to scroll to the proper page of the schedule)

Actions Taken In the Past 24 Hours:

- Media Release – [Situation report evolving](#)

Provincial COVID-19 Data - <https://covid-19.ontario.ca/data>

Media Relations

Media inquiries should be directed to Communications@publichealthgreybruce.on.ca 519-376-9420 or 1-800-263-3456 ext. 3940



Situation Report #703 COVID-19

Grey Bruce Health Unit | Incident Management System

February 18, 2022

Current Situation: [Public Health Measures](#), [COVID-19 Vaccines for Grey Bruce](#), [COVID-19 Vaccine for Ontario](#)

Follow the 3 W's – Wash hands frequently, Watch distance (ideally 6ft), and Wear face covering correctly, and the 2 A's – Avoid Crowds and Arrange for outdoor activities instead of indoors whenever possible.

STAY HOME IF SICK

Shifting from pandemic to endemic

Please note: The Situation Report has been modified to further reflect changes earlier this year to testing protocols and the status of the pandemic locally. Communicating the positive trends at this stage of transitioning from pandemic to endemic phase is an important part of managing Risk Perception to appropriately guide the community to recovery.

Case counts and vaccine data is taken from GBHU Epidemiological Reports as of 23:59 hrs, February 17, 2022:

All data is preliminary and subject to change. Future situation reports will be updated accordingly.

- 25 ↓ new cases reported in past 24 hours in Grey Bruce

- Please note – New cases reported do not reflect actual caseloads in the community, however, they provide an accurate representation of the trends of transmission in the community.
- 29.9: Seven-day average of new daily cases
- 12 confirmed local active cases hospitalized in Grey Bruce due to COVID-19
 - 1 confirmed cases from Grey Bruce are hospitalized outside of Grey Bruce due to COVID-19 (These numbers are reported to Public Health by Grey-Bruce Hospitals on confirmed COVID-19 cases admitted for treatment attributed to COVID-19 infection)
- 31 deaths in Grey Bruce
 - +1 death related to a Grey Bruce resident that acquired the infection and was treated outside of Grey Bruce
 - +9 deaths related to Grey Bruce residents that acquired the infection in Grey Bruce however passed away outside of Grey Bruce
 - Local and Provincial data may not align as cases with unconfirmed cause of death are not included above but are included in the Provincial data.

Active Outbreaks

- 0 Facility(ies) in COVID-19 outbreak. Reported in [Hospitals](#)
- 6 Facility(ies) in COVID-19 outbreak. Reported in [Long-Term Care/Retirement Homes](#)
- To view active outbreaks, visit: [Outbreaks \(publichealthgreybruce.on.ca\)](#)

Vaccine – for detailed information please visit [Website and Dashboard](#)

- 348,459 Total Doses of COVID-19 vaccine administered in Grey and Bruce
- 855 Doses given within the past week

Future Vaccination Planning: [Vaccine Schedule](#)

- To find a pharmacy that is offering the vaccine, please visit [COVID-19 pharmacy vaccine locations \(ontario.ca\)](#)
- Vaccines can also be obtained from Participating Primary Care Providers.
- See Vaccine Clinics – details at [Vaccine Schedule](#) (Make sure to scroll to the proper page of the schedule)

Actions Taken In the Past 24 Hours:

Provincial COVID-19 Data - <https://covid-19.ontario.ca/data>

Media Relations

Media inquiries should be directed to Communications@publichealthgreybruce.on.ca 519-376-9420 or 1-800-263-3456 ext. 3940

GREY BRUCE Situation Report



New Cases 25 ↓	7 Day Average 29.6
Stable	

Count of Investigation Number and 7d moving average by Reported Date



GBHU Deaths

Vaccination Status ● Unvaccinated ● Partially Vaccinated ● Fully Vaccinated

18/02/2022 12:18:22 PM
1 out of 24

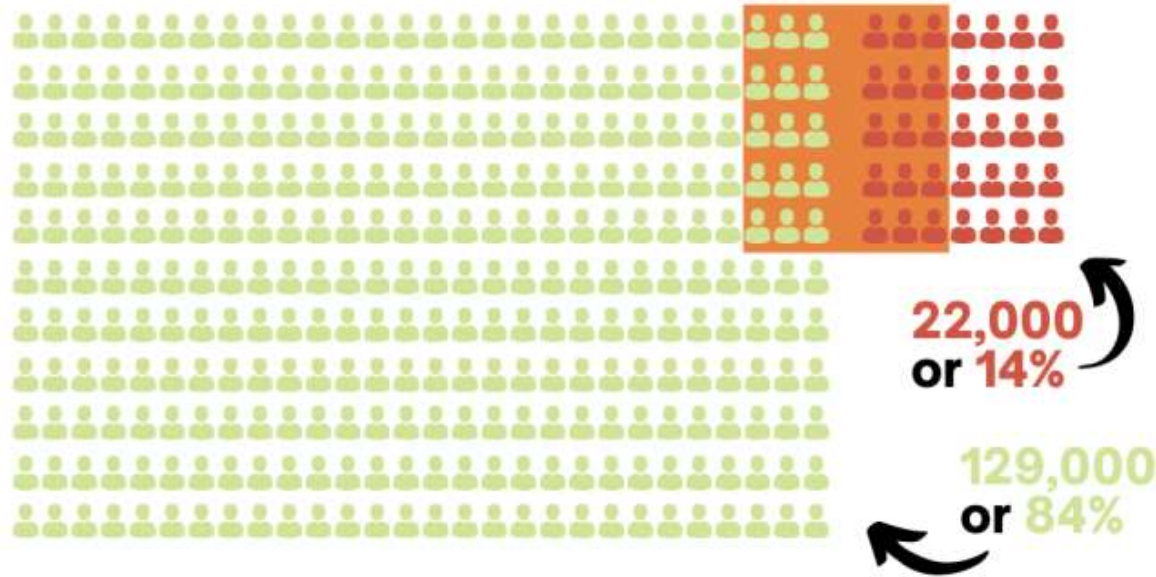
30-DAY AVERAGE OF HOSPITALIZATIONS

Hospitalizations

Jan 17-Feb 17, 2022

Vaccinated

Unvaccinated



Vaccinated in hospital

17
13 per 100,000

Unvaccinated in hospital

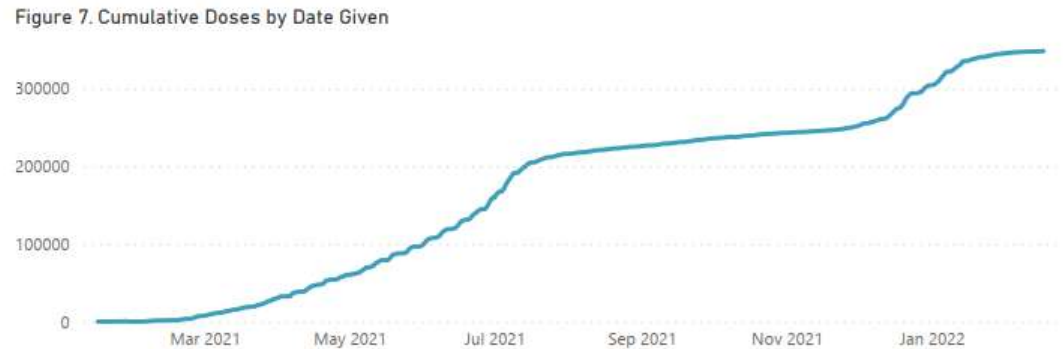
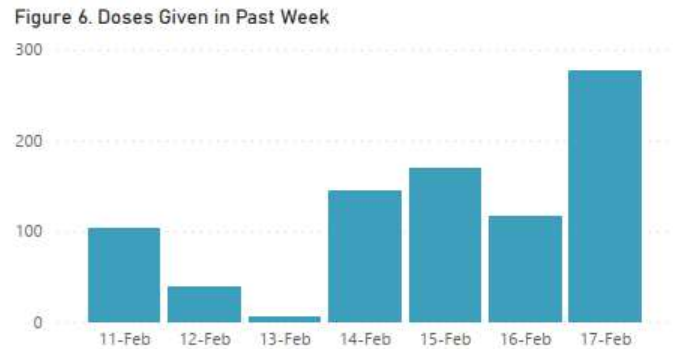
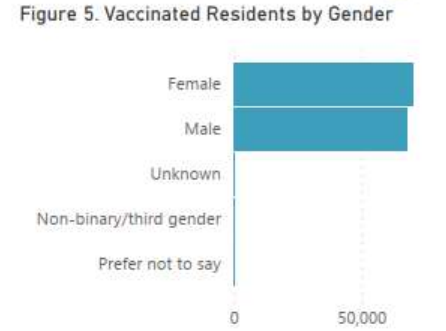
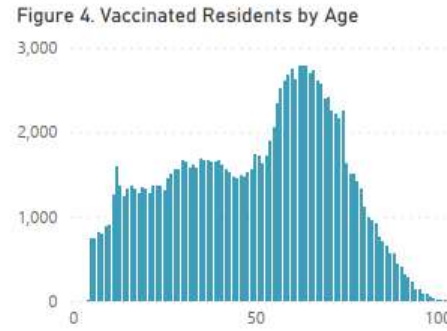
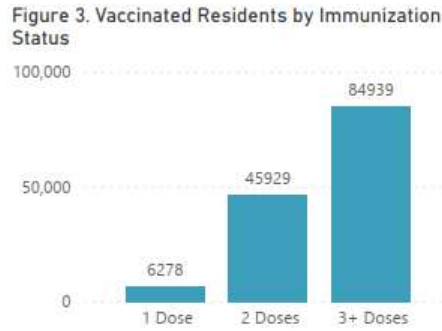
16
73 per 100,000

*Eligible population (12+) 154,000

VACCINE DATA OVERVIEW



GREY BRUCE COVID-19 VACCINATION OVERVIEW



Data notes: Figures 1, 2, 6, and 7 represent COVID-19 vaccines administered in the Grey Bruce Health Region, both by the Grey Bruce Health Unit and participating partner organizations. These figures include all doses administered in Grey Bruce, regardless of whether they were given to Grey Bruce residents. These include first, second and any subsequent doses, and do not represent a unique count of individuals.

Figures 3, 4, and 5 represent residents of Grey Bruce, who have received one or more doses of a COVID-19 vaccine, regardless of where the vaccine was received

Data source: data extracted from COVax-ON via IntelliHEALTH.

Data last refreshed February 18, 2022. Data are refreshed daily on weekdays and are current up to 11:59 PM on the previous day.

GREY BRUCE COVID-19 VACCINATION COVERAGE



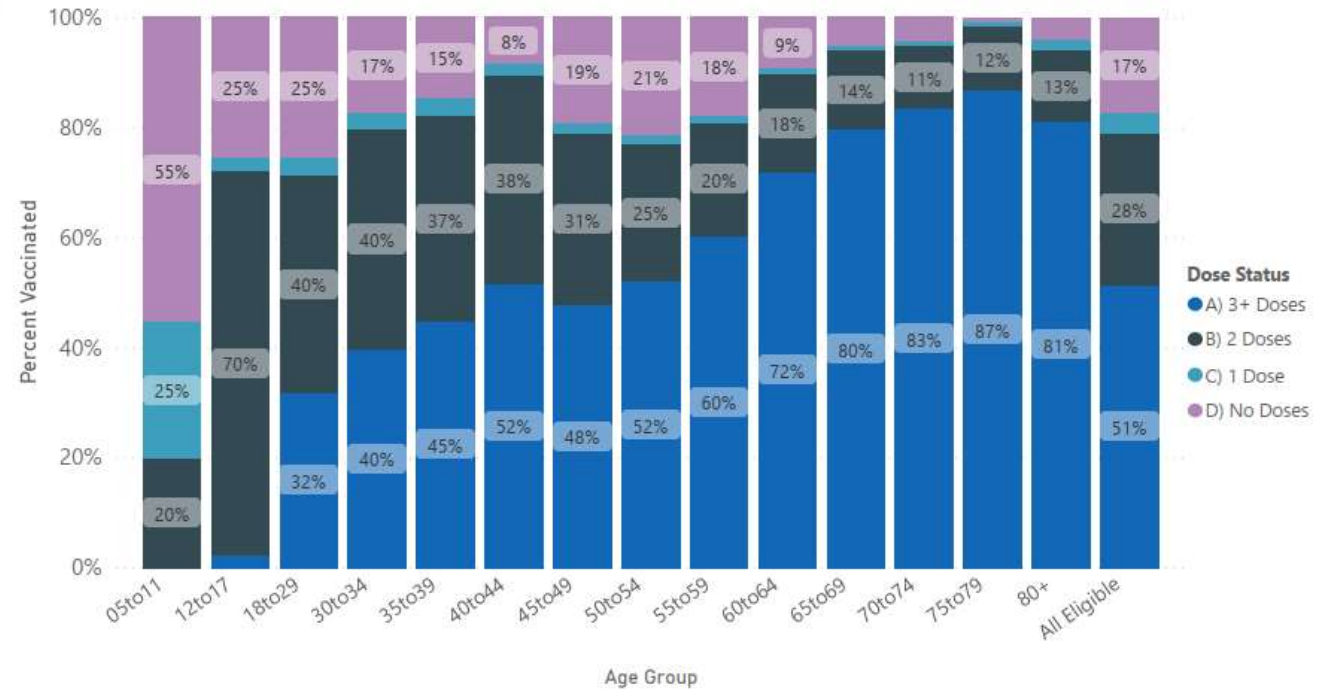
% Eligible Population (5+) with At Least 1 Dose
82.7%

% Eligible Population (5+) with At Least 2 Doses
79.0%

% Total Population with At Least 1 Dose
78.5%

% Total Population with At Least 2 Doses
74.9%

Vaccine Coverage by Age Group and Number of Doses Received



Data notes: Population coverage estimates represent residents of Grey Bruce who have received one or more doses of a COVID-19 vaccine, regardless of where the vaccine was received.
 Data source: Number of vaccinated clients extracted from COVax-ON via IntelliHEALTH. Population estimates: Statistics Canada for 2020, Ontario Ministry of Finance Population Projections by Census Division.
 Note that labels in the figure 'Vaccine Coverage by Age Group and Number of Doses Received' may not be visible if the percentage is small.
 Data last refreshed February 18, 2022. Data are refreshed daily on weekdays and are current up to 11:59 PM on the previous day.



Situation Report #702 COVID-19

Grey Bruce Health Unit | Incident Management System

February 17, 2022

Current Situation: [Public Health Measures](#), [COVID-19 Vaccines for Grey Bruce](#), [COVID-19 Vaccine for Ontario](#)

Follow the 3 W's – Wash hands frequently, Watch distance (ideally 6ft), and Wear face covering correctly, and the 2 A's – Avoid Crowds and Arrange for outdoor activities instead of indoors whenever possible.

STAY HOME IF SICK

Please note: The Situation Report will be modified starting Friday to further reflect changes earlier this year to testing protocols as well as the status of the pandemic locally. Communicating the positive trends at this stage of transitioning from pandemic to endemic phase is an important part of managing Risk Perception to appropriately guide the community to recovery. All changes will be highlighted in the Situation Report on the day of the change.

Case counts and vaccine data is taken from GBHU Epidemiological Reports as of 23:59 hrs, February 16, 2022:

All data is preliminary and subject to change. Future situation reports will be updated accordingly.

- 36 new cases reported in past 24 hours in Grey Bruce:
 - Please note – New cases reported are not an accurate representation of caseloads in the community due to recent [changes in testing in Ontario](#).
 - New cases only represent [those that are eligible to be tested](#).
 - Please practice safely to [prevent COVID-19](#) at all times
- 6054 Confirmed Cases
- 142 active cases
- 5868 resolved cases
- 10 confirmed local active cases hospitalized in Grey Bruce due to COVID-19
 - 1 confirmed cases from Grey Bruce are hospitalized outside of Grey Bruce due to COVID-19 (These numbers are reported to Public Health by Grey-Bruce Hospitals on confirmed COVID-19 cases admitted for treatment attributed to COVID-19 infection)
- 31 deaths in Grey Bruce
 - +1 death related to a Grey Bruce resident that acquired the infection and was treated outside of Grey Bruce
 - +9 deaths related to Grey Bruce residents that acquired the infection in Grey Bruce however passed away outside of Grey Bruce
 - Local and Provincial data may not align as cases with unconfirmed cause of death are not included above but are included in the Provincial data.
- 503 cases reported in health care workers; reports health care workers living in Grey Bruce and working both in and outside Grey Bruce

Active Outbreaks

- 0 Facility(ies) in COVID-19 outbreak. Reported in [Hospitals](#)
- 6 Facility(ies) in COVID-19 outbreak. Reported in [Long-Term Care/Retirement Homes](#)

- Kelso Pines Retirement Home – Owen Sound
- Maple Court Retirement Home – Walkerton
- Grey Gables Long-Term Care – Markdale
- R-Villa Retirement Home – Ripley
- Central Place Retirement Home – Owen Sound
- Choices Retirement Home – Hanover

Vaccine – for detailed information please visit [Website and Dashboard](#)

- 348,115 Total Doses of COVID-19 vaccine administered in Grey and Bruce
- 627 Doses given within the past week

Future Vaccination Planning: [Vaccine Schedule](#)

- Appointments are recommended; however, walk-ins are available at all public health vaccine clinics.
- All individuals seeking a fourth dose must provide proof of eligibility – official referral/note from your primary care provider, prescription, or prescription bottle.
- See Vaccine Clinics – details at [Vaccine Schedule](#) (Make sure to scroll to the proper page of the schedule)
- [COVID-19 Vaccines \(publichealthgreybruce.on.ca\)](#)
- [Getting Your COVID-19 Vaccine \(publichealthgreybruce.on.ca\)](#)
- [Youth and COVID-19 Vaccines \(publichealthgreybruce.on.ca\)](#)

Actions Taken In the Past 24 Hours:

- Message from the MOH – [Family Day long weekend](#)
- GBHU COVID-19 Team continue with case and contact management, reporting, and responding to COVID-19 related calls. Contact tracing exceeds provincial targets with 100% of all cases contacted within 24 hours
- GBHU Team continue to ensure essential public health activities not related to COVID-19

Provincial COVID-19 Data - <https://covid-19.ontario.ca/data>

Media Relations

Media inquiries should be directed to Communications@publichealthgreybruce.on.ca 519-376-9420 or 1-800-263-3456 ext. 3940

VACCINE DATA OVERVIEW

GREY BRUCE COVID-19 VACCINATION OVERVIEW



Figure 1

348115

Total Doses Given in Grey Bruce

Figure 2

627

Doses Given in Grey Bruce: Past Week

Figure 3. Vaccinated Residents by Immunization Status

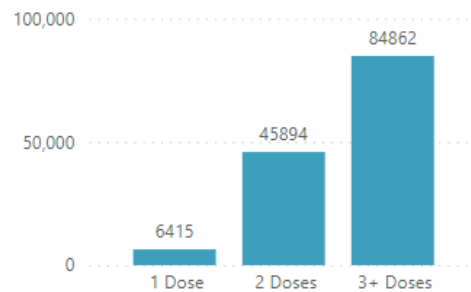


Figure 4. Vaccinated Residents by Age

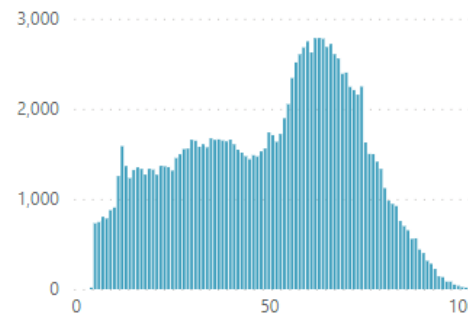


Figure 5. Vaccinated Residents by Gender

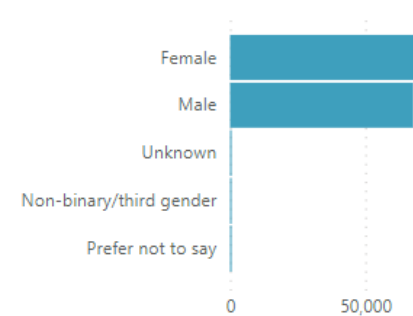


Figure 6. Doses Given in Past Week

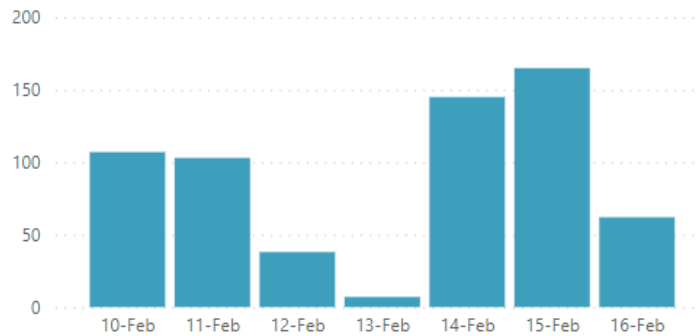
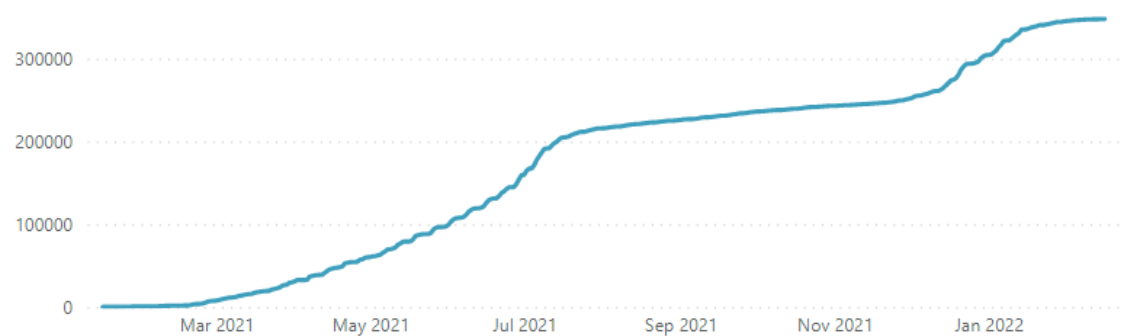


Figure 7. Cumulative Doses by Date Given



Data notes: Figures 1, 2, 6, and 7 represent COVID-19 vaccines administered in the Grey Bruce Health Region, both by the Grey Bruce Health Unit and participating partner organizations. These figures include all doses administered in Grey Bruce, regardless of whether they were given to Grey Bruce residents. These include first, second and any subsequent doses, and do not represent a unique count of individuals.

Figures 3, 4, and 5 represent residents of Grey Bruce, who have received one or more doses of a COVID-19 vaccine, regardless of where the vaccine was received

Data source: data extracted from COVax-ON via IntelliHEALTH.

Data last refreshed February 17, 2022. Data are refreshed daily on weekdays and are current up to 11:59 PM on the previous day.

GREY BRUCE COVID-19 VACCINATION COVERAGE



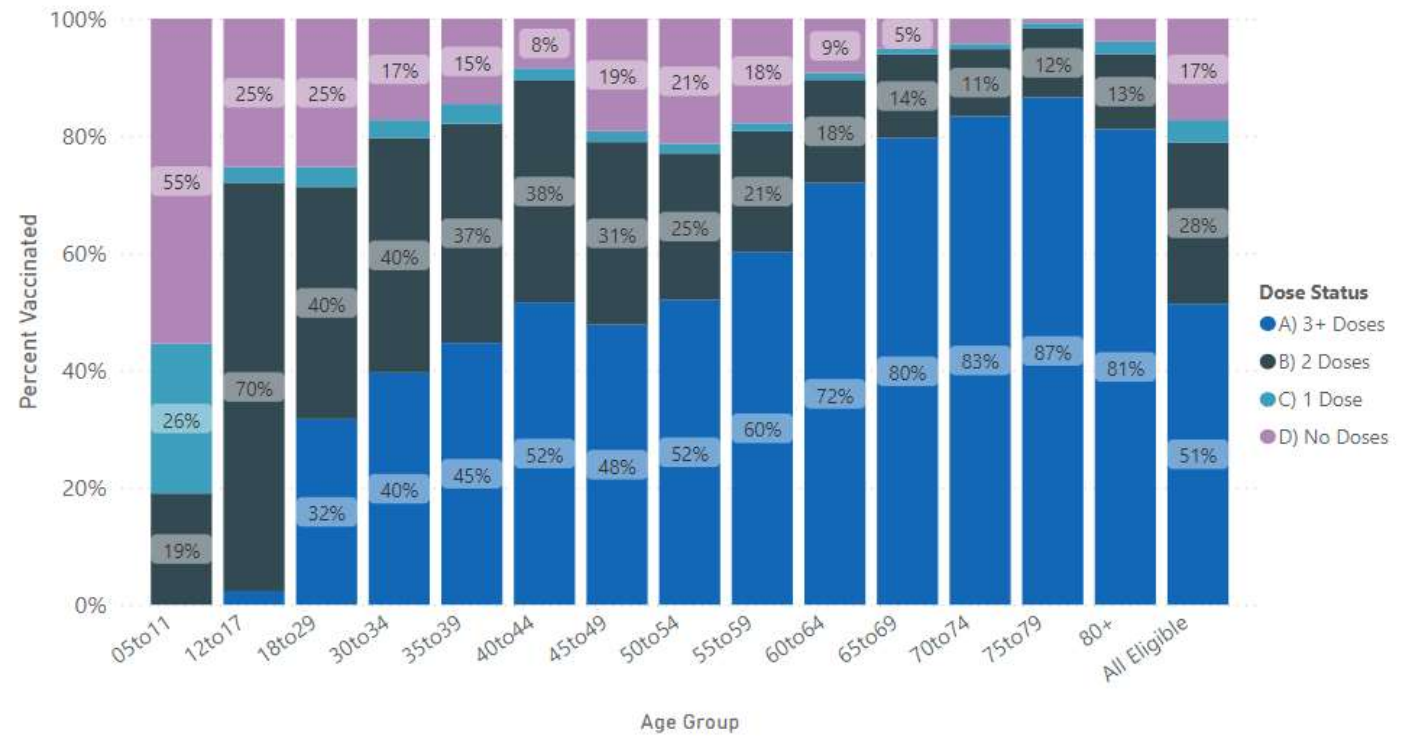
% Eligible Population (5+) with At Least 1 Dose
82.7%

% Eligible Population (5+) with At Least 2 Doses
78.9%

% Total Population with At Least 1 Dose
78.5%

% Total Population with At Least 2 Doses
74.8%

Vaccine Coverage by Age Group and Number of Doses Received

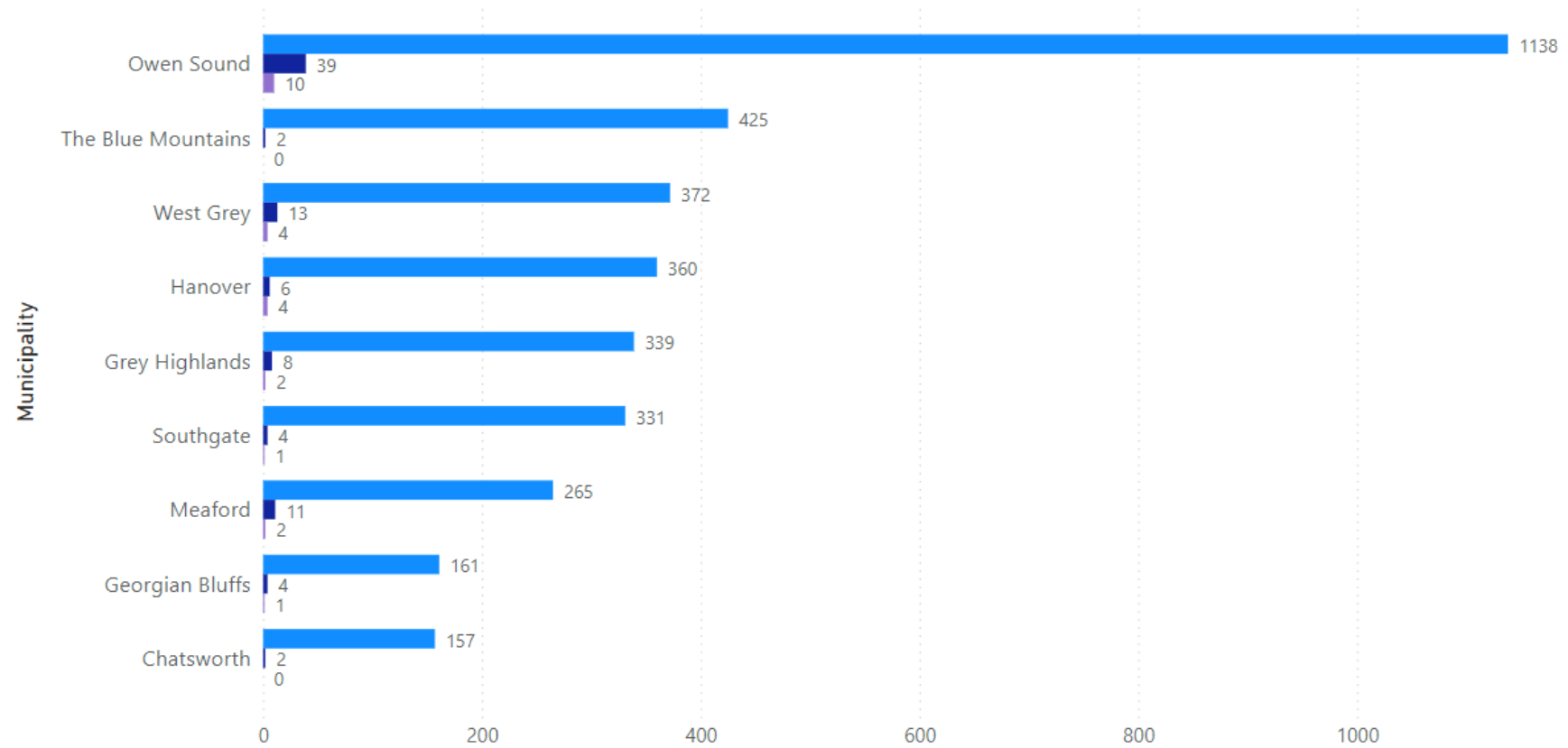


Data notes: Population coverage estimates represent residents of Grey Bruce who have received one or more doses of a COVID-19 vaccine, regardless of where the vaccine was received.
 Data source: Number of vaccinated clients extracted from COVax-ON via IntelliHEALTH. Population estimates: Statistics Canada for 2020, Ontario Ministry of Finance Population Projections by Census Division.
 Note that labels in the figure 'Vaccine Coverage by Age Group and Number of Doses Received' may not be visible if the percentage is small.
 Data last refreshed February 17, 2022. Data are refreshed daily on weekdays and are current up to 11:59 PM on the previous day.

Resolved and Active Cases by Municipality

Grey County

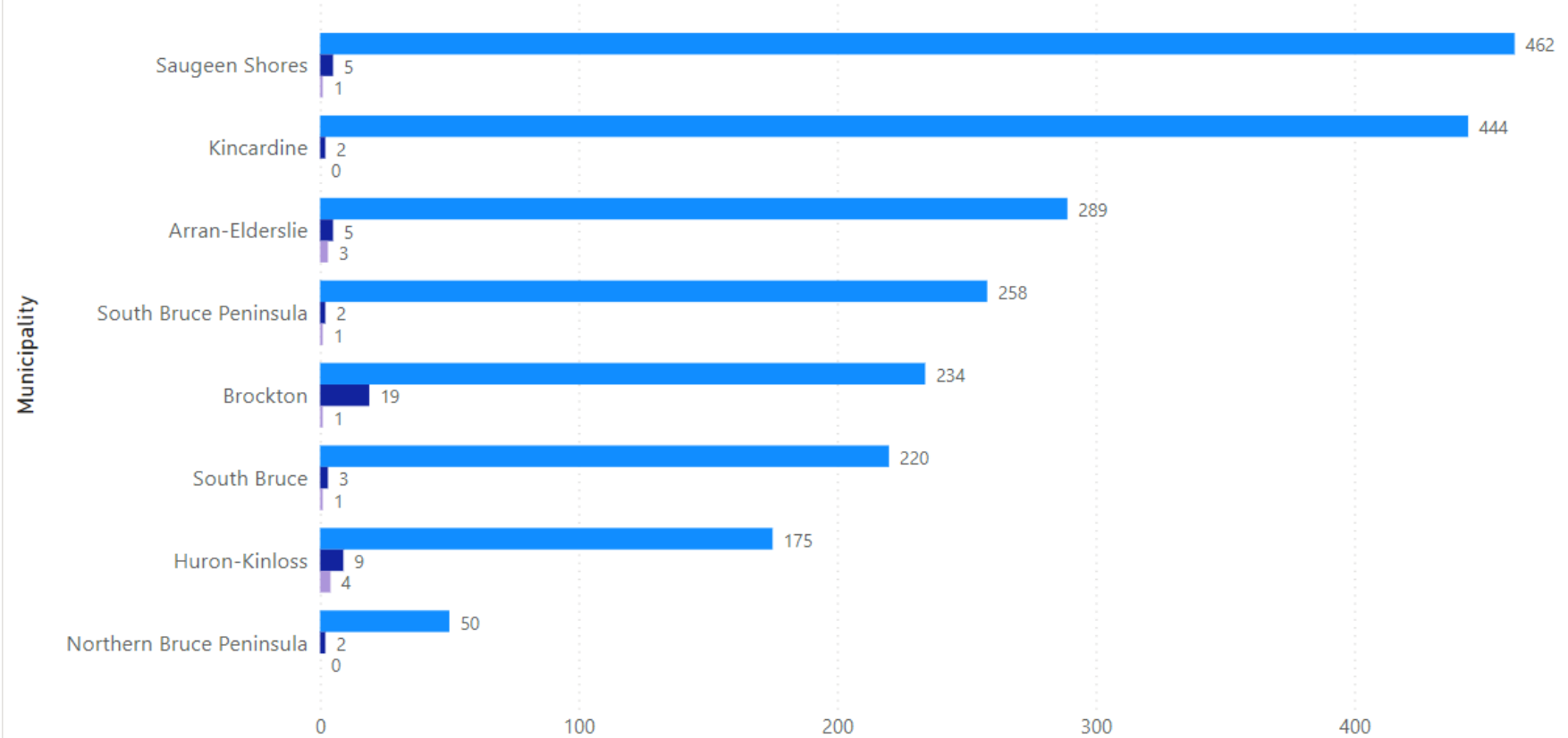
● Resolved Count ● Active Count ● New



Resolved and Active Cases by Municipality

Bruce County

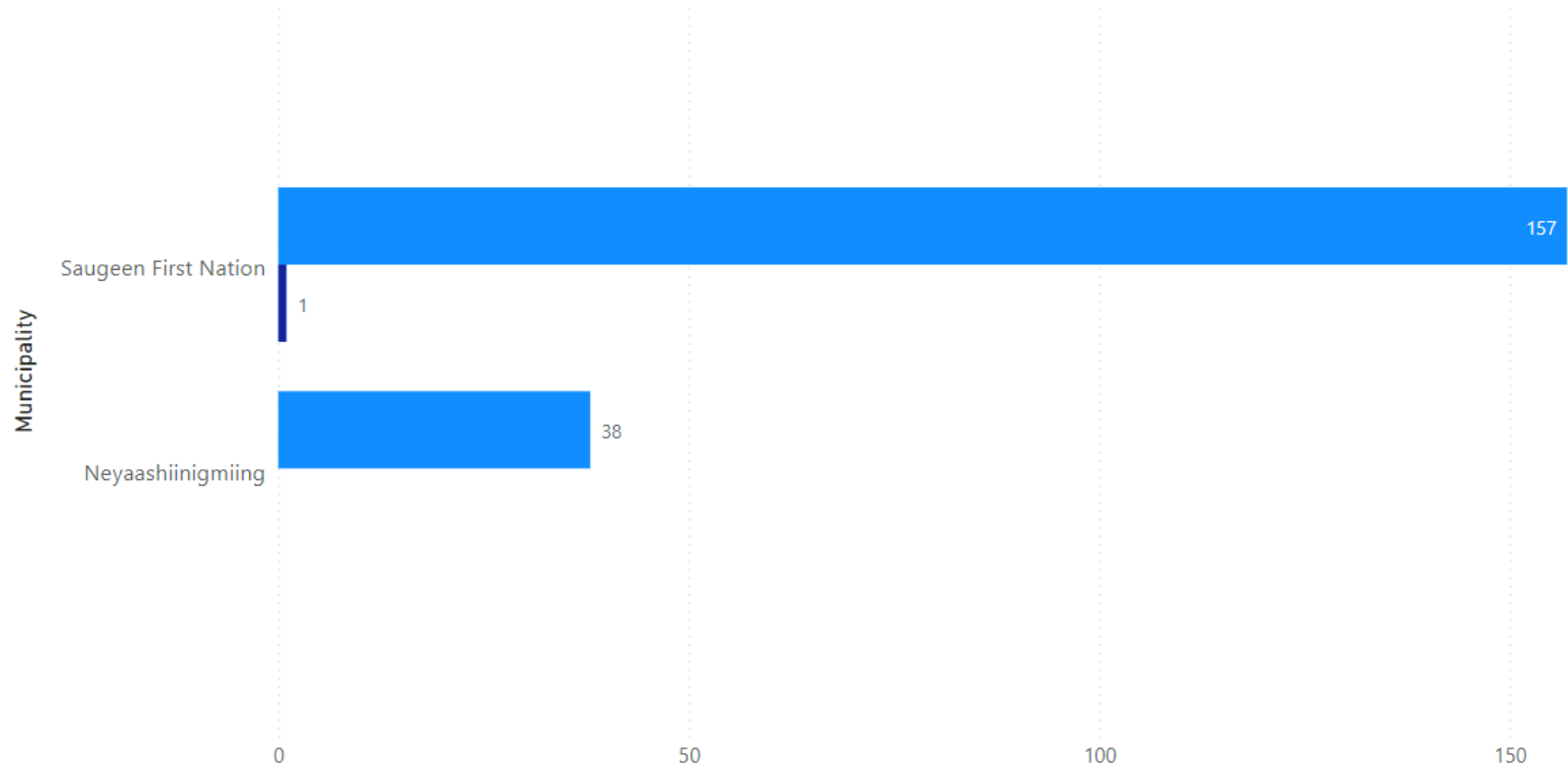
● Resolved Count ● Active Count ● New



Resolved and Active Cases by Municipality

First Nation Communities

● Resolved Count ● Active Count





Situation Report #701 COVID-19

Grey Bruce Health Unit | Incident Management System

February 16, 2022

Current Situation: [Public Health Measures](#), [COVID-19 Vaccines for Grey Bruce](#), [COVID-19 Vaccine for Ontario](#)

Follow the 3 W's – Wash hands frequently, Watch distance (ideally 6ft), and Wear face covering correctly, and the 2 A's – Avoid Crowds and Arrange for outdoor activities instead of indoors whenever possible.

STAY HOME IF SICK

Please note: The Situation Report will be modified starting Thursday to further reflect changes earlier this year to testing protocols as well as the status of the pandemic locally. Communicating the positive trends at this stage of transitioning from pandemic to endemic phase is an important part of managing Risk Perception to appropriately guide the community to recovery. All changes will be highlighted in the Situation Report on the day of the change.

Case counts and vaccine data is taken from GBHU Epidemiological Reports as of 23:59 hrs, February 15, 2022:

All data is preliminary and subject to change. Future situation reports will be updated accordingly.

- 35 new cases reported in past 24 hours in Grey Bruce:
 - Please note – New cases reported are not an accurate representation of caseloads in the community due to recent [changes in testing in Ontario](#).
 - New cases only represent [those that are eligible to be tested](#).
 - Please practice safely to [prevent COVID-19](#) at all times
- 6018 Confirmed Cases
- 146 active cases
- 5828 resolved cases
- 9 confirmed local active cases hospitalized in Grey Bruce due to COVID-19
 - 1 confirmed cases from Grey Bruce are hospitalized outside of Grey Bruce due to COVID-19 (These numbers are reported to Public Health by Grey-Bruce Hospitals on confirmed COVID-19 cases admitted for treatment attributed to COVID-19 infection)
- 30 deaths in Grey Bruce
 - +1 death related to a Grey Bruce resident that acquired the infection and was treated outside of Grey Bruce
 - +9 deaths related to Grey Bruce residents that acquired the infection in Grey Bruce however passed away outside of Grey Bruce
 - Local and Provincial data may not align as cases with unconfirmed cause of death are not included above but are included in the Provincial data.
- 503 cases reported in health care workers; reports health care workers living in Grey Bruce and working both in and outside Grey Bruce

Active Outbreaks

- 0 Facility(ies) in COVID-19 outbreak. Reported in [Hospitals](#)
- 5 Facility(ies) in COVID-19 outbreak. Reported in [Long-Term Care/Retirement Homes](#)

- Kelso Pines Retirement Home – Owen Sound
- Maple Court Retirement Home – Walkerton
- Grey Gables Long-Term Care – Markdale
- R-Villa Retirement Home – Ripley
- Central Place Retirement Home – Owen Sound

Vaccine – for detailed information please visit [Website and Dashboard](#)

- 348,032 Total Doses of COVID-19 vaccine administered in Grey and Bruce
- 754 Doses given within the past week

Future Vaccination Planning: [Vaccine Schedule](#)

- Appointments are recommended; however, walk-ins are available at all public health vaccine clinics.
- All individuals seeking a fourth dose must provide proof of eligibility – official referral/note from your primary care provider, prescription, or prescription bottle.
- See Vaccine Clinics – details at [Vaccine Schedule](#) (Make sure to scroll to the proper page of the schedule)
- [COVID-19 Vaccines \(publichealthgreybruce.on.ca\)](#)
- [Getting Your COVID-19 Vaccine \(publichealthgreybruce.on.ca\)](#)
- [Youth and COVID-19 Vaccines \(publichealthgreybruce.on.ca\)](#)

Actions Taken In the Past 24 Hours:

- GBHU COVID-19 Team continue with case and contact management, reporting, and responding to COVID-19 related calls. Contact tracing exceeds provincial targets with 100% of all cases contacted within 24 hours
- GBHU Team continue to ensure essential public health activities not related to COVID-19

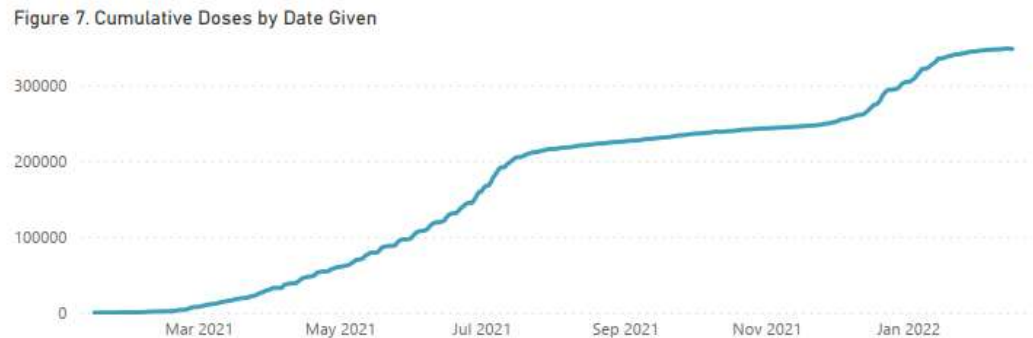
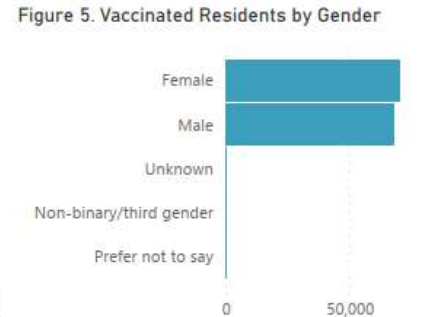
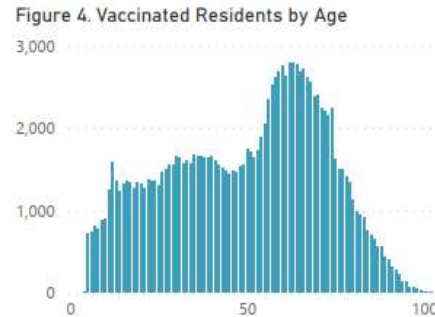
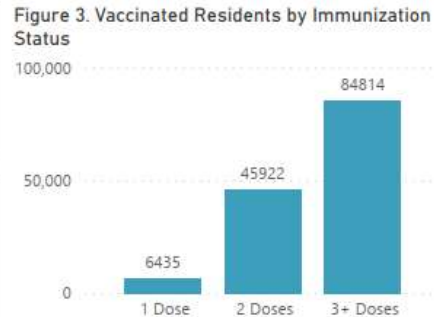
Provincial COVID-19 Data - <https://covid-19.ontario.ca/data>

Media Relations

Media inquiries should be directed to Communications@publichealthgreybruce.on.ca 519-376-9420 or 1-800-263-3456 ext. 3940

VACCINE DATA OVERVIEW

GREY BRUCE COVID-19 VACCINATION OVERVIEW



Data notes: Figures 1, 2, 6, and 7 represent COVID-19 vaccines administered in the Grey Bruce Health Region, both by the Grey Bruce Health Unit and participating partner organizations. These figures include all doses administered in Grey Bruce, regardless of whether they were given to Grey Bruce residents. These include first, second and any subsequent doses, and do not represent a unique count of individuals. Figures 3, 4, and 5 represent residents of Grey Bruce, who have received one or more doses of a COVID-19 vaccine, regardless of where the vaccine was received. Data source: data extracted from COVax-ON via IntelliHEALTH.

Data last refreshed February 16, 2022. Data are refreshed daily on weekdays and are current up to 11:59 PM on the previous day.

GREY BRUCE COVID-19 VACCINATION COVERAGE



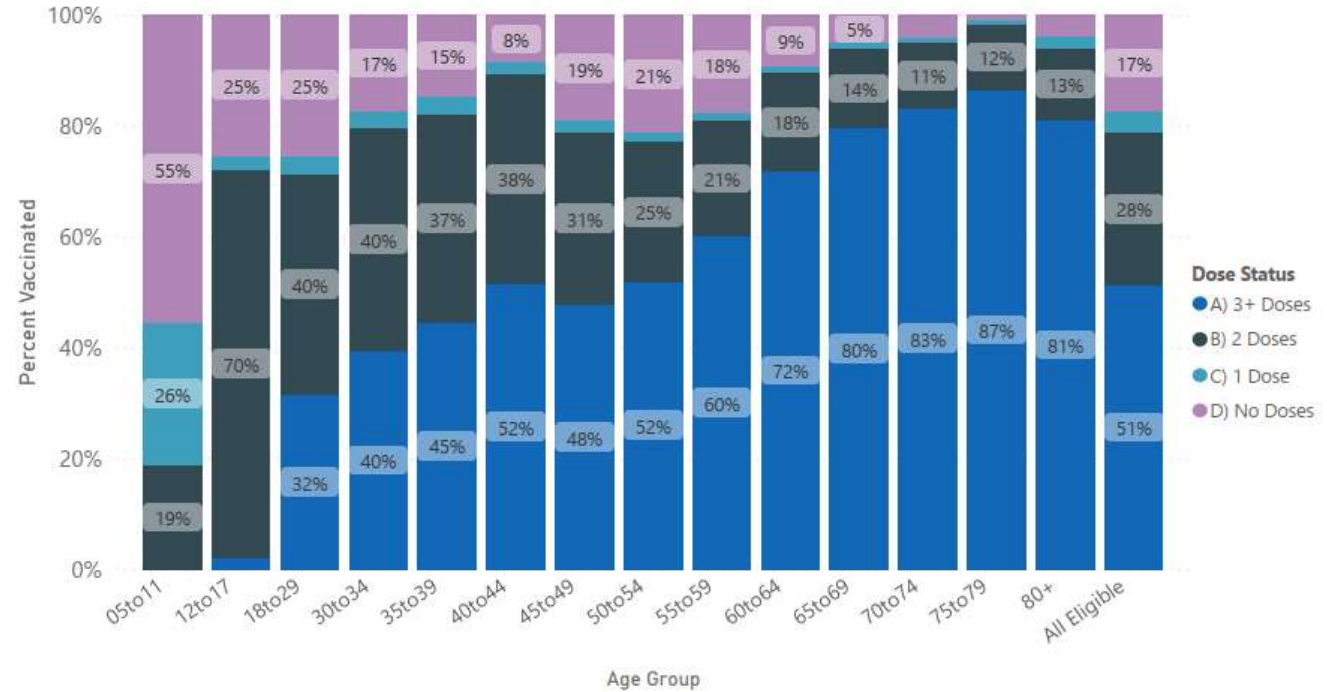
% Eligible Population (5+) with At Least 1 Dose
82.7%

% Eligible Population (5+) with At Least 2 Doses
78.9%

% Total Population with At Least 1 Dose
78.5%

% Total Population with At Least 2 Doses
74.8%

Vaccine Coverage by Age Group and Number of Doses Received



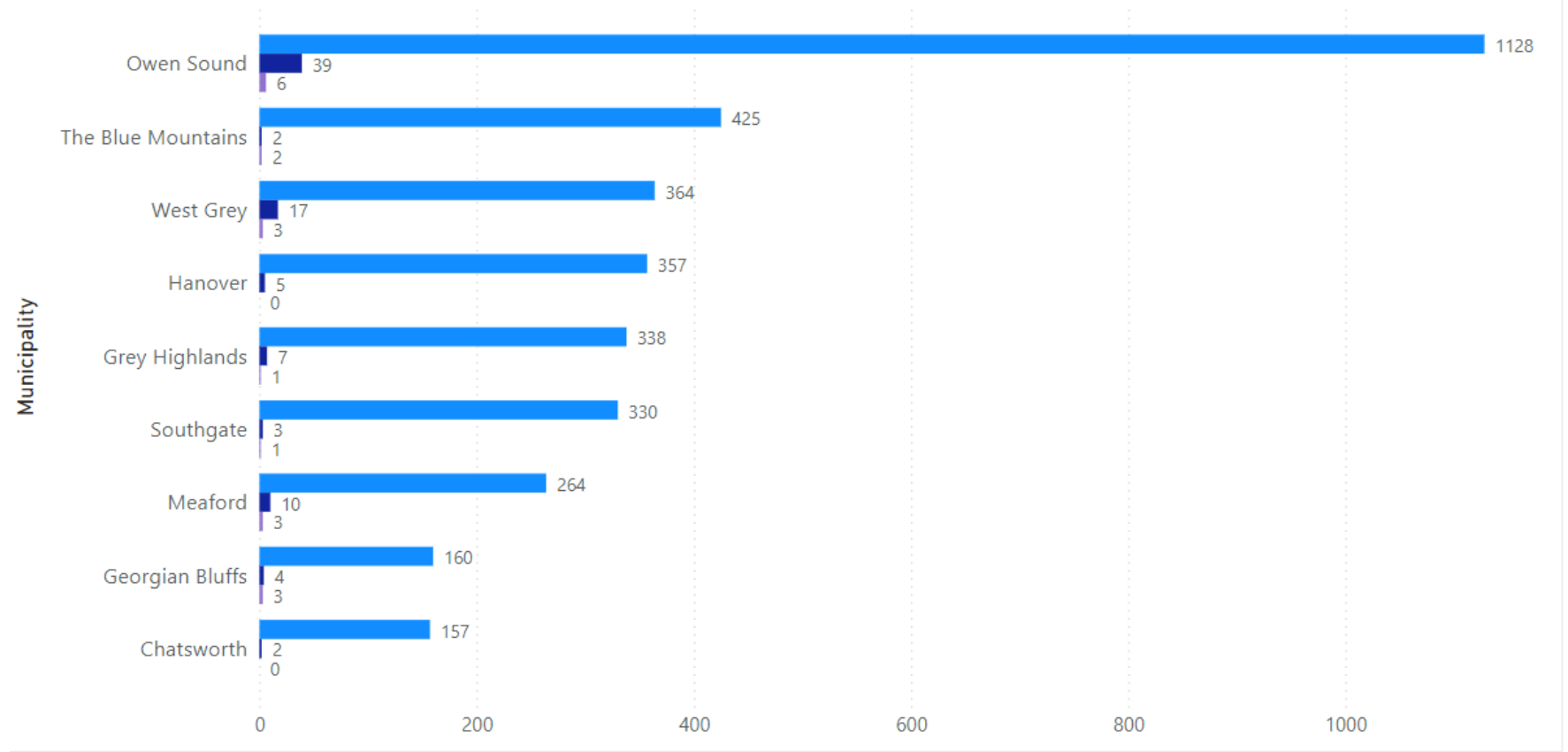
Data notes: Population coverage estimates represent residents of Grey Bruce who have received one or more doses of a COVID-19 vaccine, regardless of where the vaccine was received.
 Data source: Number of vaccinated clients extracted from COVax-ON via IntelliHEALTH. Population estimates: Statistics Canada for 2020, Ontario Ministry of Finance Population Projections by Census Division.
 Note that labels in the figure 'Vaccine Coverage by Age Group and Number of Doses Received' may not be visible if the percentage is small.
 Data last refreshed February 16, 2022. Data are refreshed daily on weekdays and are current up to 11:59 PM on the previous day.

Resolved and Active Cases by Municipality

Grey County



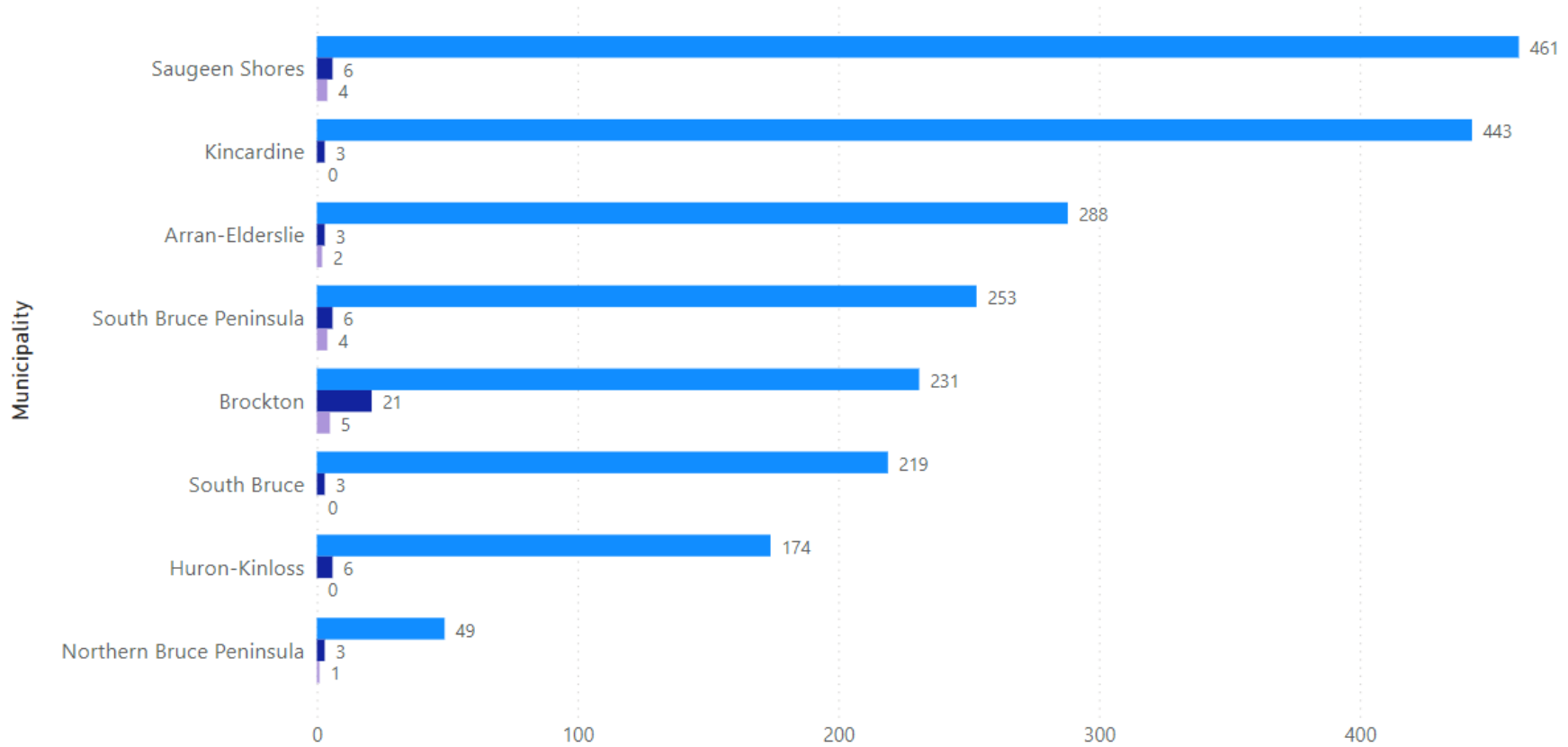
● Resolved Count ● Active Count ● New



Resolved and Active Cases by Municipality

Bruce County

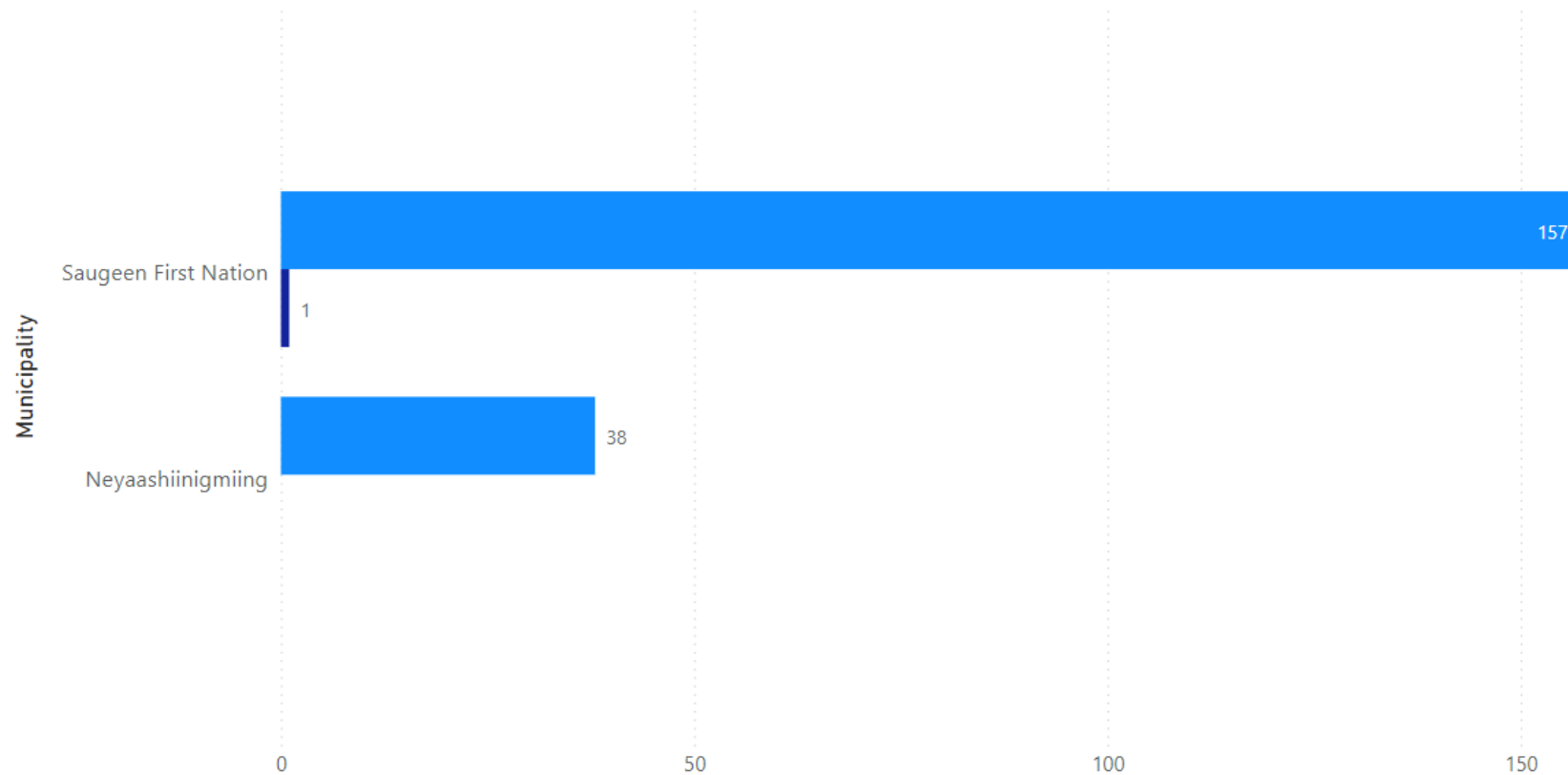
● Resolved Count ● Active Count ● New



Resolved and Active Cases by Municipality

First Nation Communities

● Resolved Count ● Active Count



Situation Report #700 COVID-19

Grey Bruce Health Unit | Incident Management System

February 15, 2022

Current Situation: [Public Health Measures](#), [COVID-19 Vaccines for Grey Bruce](#), [COVID-19 Vaccine for Ontario](#)

Follow the 3 W's – Wash hands frequently, Watch distance (ideally 6ft), and Wear face covering correctly, and the 2 A's – Avoid Crowds and Arrange for outdoor activities instead of indoors whenever possible.

STAY HOME IF SICK

Please note: The Situation Report will be modified starting Thursday to further reflect changes earlier this year to testing protocols as well as the status of the pandemic locally. Communicating the positive trends at this stage of transitioning from pandemic to endemic phase is an important part of managing Risk Perception to appropriately guide the community to recovery. All changes will be highlighted in the Situation Report on the day of the change.

Case counts and vaccine data is taken from GBHU Epidemiological Reports as of 23:59 hrs, February 14, 2022:

All data is preliminary and subject to change. Future situation reports will be updated accordingly.

- 30 new cases reported in past 24 hours in Grey Bruce:
 - Please note – New cases reported are not an accurate representation of caseloads in the community due to recent [changes in testing in Ontario](#).
 - New cases only represent [those that are eligible to be tested](#).
 - Please practice safely to [prevent COVID-19](#) at all times
- 5980 Confirmed Cases
- 143 active cases
- 5793 resolved cases
- 8 confirmed local active cases hospitalized in Grey Bruce due to COVID-19
 - 2 confirmed cases from Grey Bruce are hospitalized outside of Grey Bruce due to COVID-19 (These numbers are reported to Public Health by Grey-Bruce Hospitals on confirmed COVID-19 cases admitted for treatment attributed to COVID-19 infection)
- 30 deaths in Grey Bruce
 - +1 death related to a Grey Bruce resident that acquired the infection and was treated outside of Grey Bruce
 - +9 deaths related to Grey Bruce residents that acquired the infection in Grey Bruce however passed away outside of Grey Bruce
 - Local and Provincial data may not align as cases with unconfirmed cause of death are not included above but are included in the Provincial data.
- 494 cases reported in health care workers; reports health care workers living in Grey Bruce and working both in and outside Grey Bruce

Active Outbreaks

- 0 Facility(ies) in COVID-19 outbreak. Reported in [Hospitals](#)
- 5 Facility(ies) in COVID-19 outbreak. Reported in [Long-Term Care/Retirement Homes](#)
 - Kelso Pines Retirement Home – Owen Sound
 - Maple Court Retirement Home – Walkerton
 - Grey Gables Long-Term Care – Markdale
 - R-Villa Retirement Home – Ripley

- Central Place Retirement Home – Owen Sound

Vaccine – for detailed information please visit [Website and Dashboard](#)

- 347,851 Total Doses of COVID-19 vaccine administered in Grey and Bruce
- 688 Doses given within the past week

Future Vaccination Planning: [Vaccine Schedule](#)

- Appointments are recommended; however, walk-ins are available at all public health vaccine clinics.
- All individuals seeking a fourth dose must provide proof of eligibility – official referral/note from your primary care provider, prescription, or prescription bottle.
- See Vaccine Clinics – details at [Vaccine Schedule](#) (Make sure to scroll to the proper page of the schedule)
- [COVID-19 Vaccines \(publichealthgreybruce.on.ca\)](#)
- [Getting Your COVID-19 Vaccine \(publichealthgreybruce.on.ca\)](#)
- [Youth and COVID-19 Vaccines \(publichealthgreybruce.on.ca\)](#)

Actions Taken In the Past 24 Hours:

- Media Release – [Grey-Bruce in favourable position as province accelerates reopening](#)
- Media Release – [Local recommendations on rapid tests remain unchanged](#)
- GBHU COVID-19 Team continue with case and contact management, reporting, and responding to COVID-19 related calls. Contact tracing exceeds provincial targets with 100% of all cases contacted within 24 hours
- GBHU Team continue to ensure essential public health activities not related to COVID-19

Provincial COVID-19 Data - <https://covid-19.ontario.ca/data>

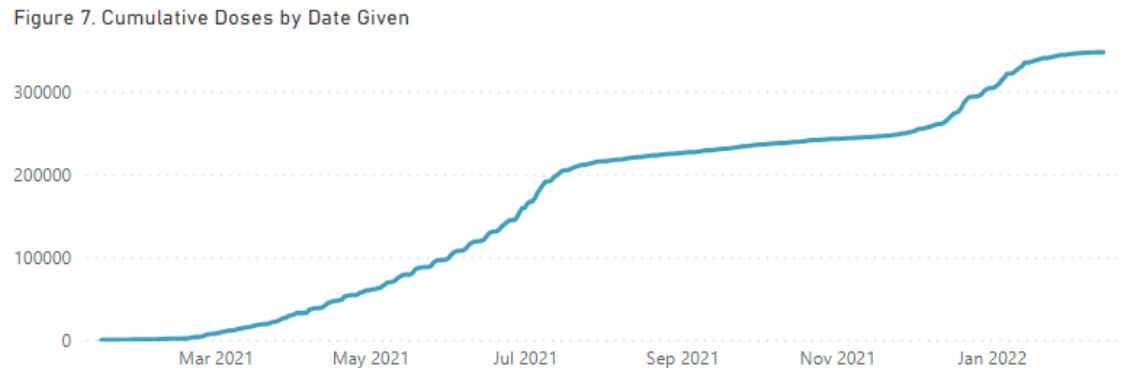
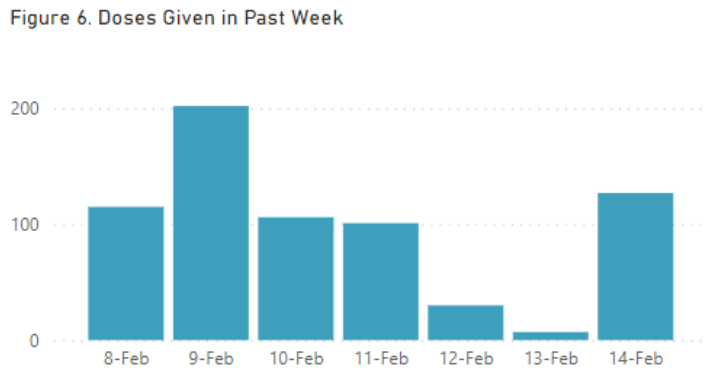
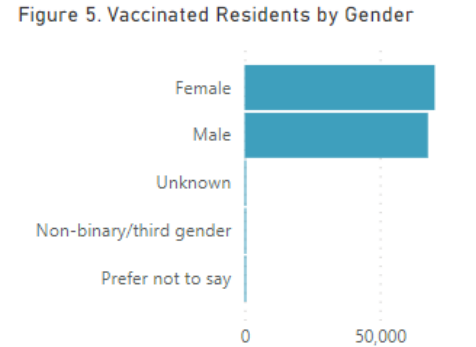
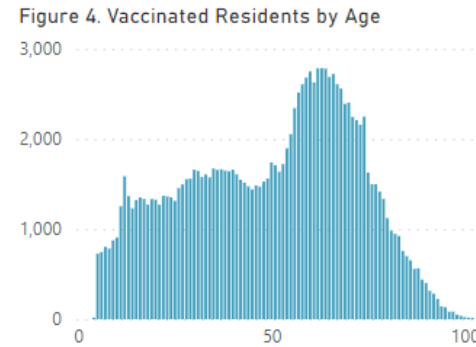
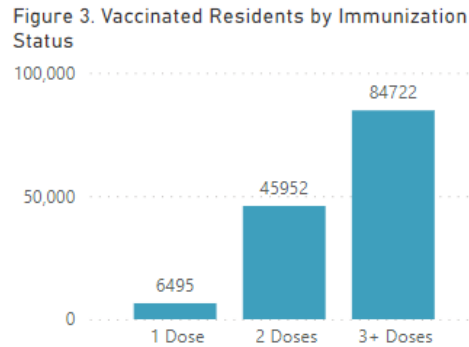
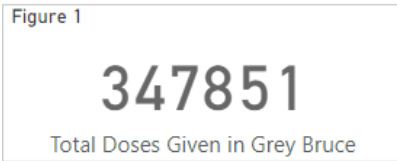
Media Relations

Media inquiries should be directed to Communications@publichealthgreybruce.on.ca 519-376-9420 or 1-800-263-3456 ext. 3940

VACCINE DATA OVERVIEW



GREY BRUCE COVID-19 VACCINATION OVERVIEW



Data notes: Figures 1, 2, 6, and 7 represent COVID-19 vaccines administered in the Grey Bruce Health Region, both by the Grey Bruce Health Unit and participating partner organizations. These figures include all doses administered in Grey Bruce, regardless of whether they were given to Grey Bruce residents. These include first, second and any subsequent doses, and do not represent a unique count of individuals. Figures 3, 4, and 5 represent residents of Grey Bruce, who have received one or more doses of a COVID-19 vaccine, regardless of where the vaccine was received

Data source: data extracted from COVax-ON via IntelliHEALTH.

Data last refreshed February 15, 2022. Data are refreshed daily on weekdays and are current up to 11:59 PM on the previous day.

GREY BRUCE COVID-19 VACCINATION COVERAGE



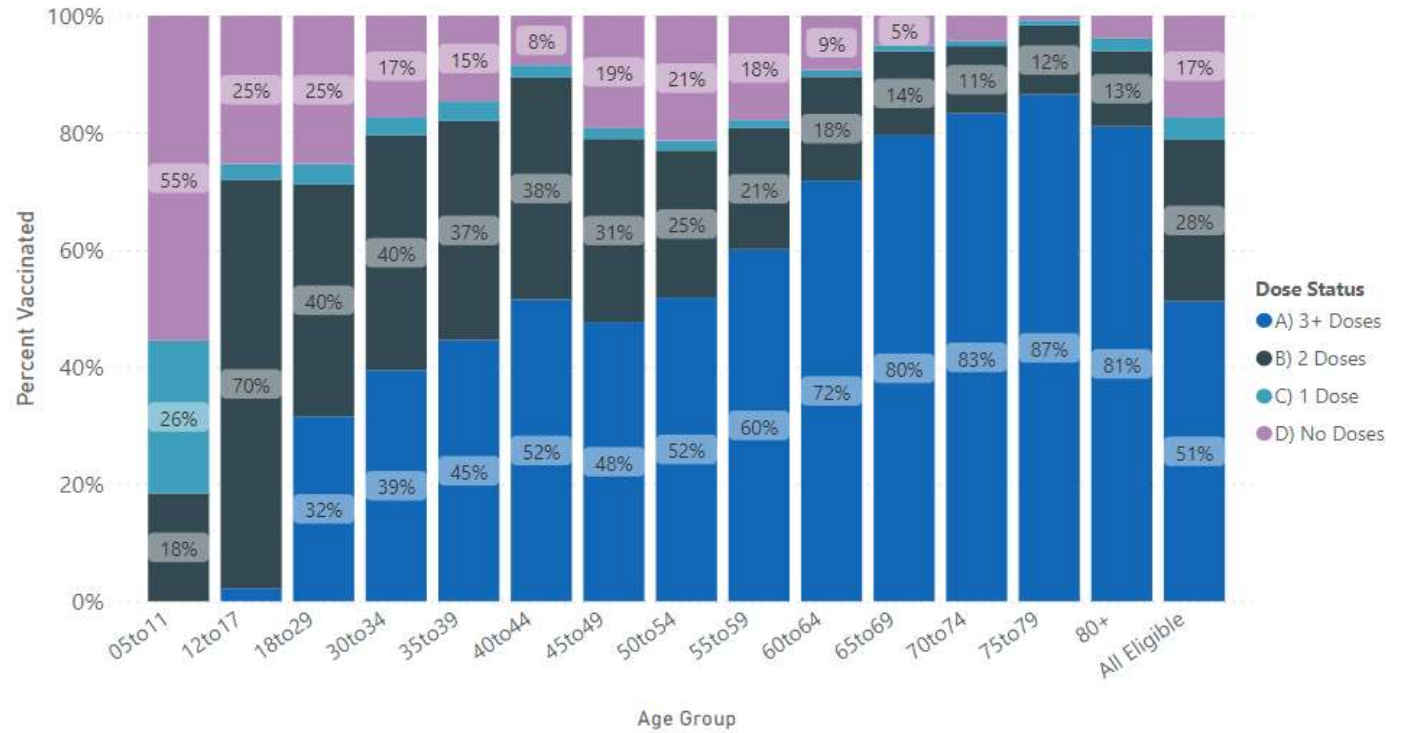
% Eligible Population (5+) with At Least 1 Dose
82.7%

% Eligible Population (5+) with At Least 2 Doses
78.8%

% Total Population with At Least 1 Dose
78.4%

% Total Population with At Least 2 Doses
74.8%

Vaccine Coverage by Age Group and Number of Doses Received

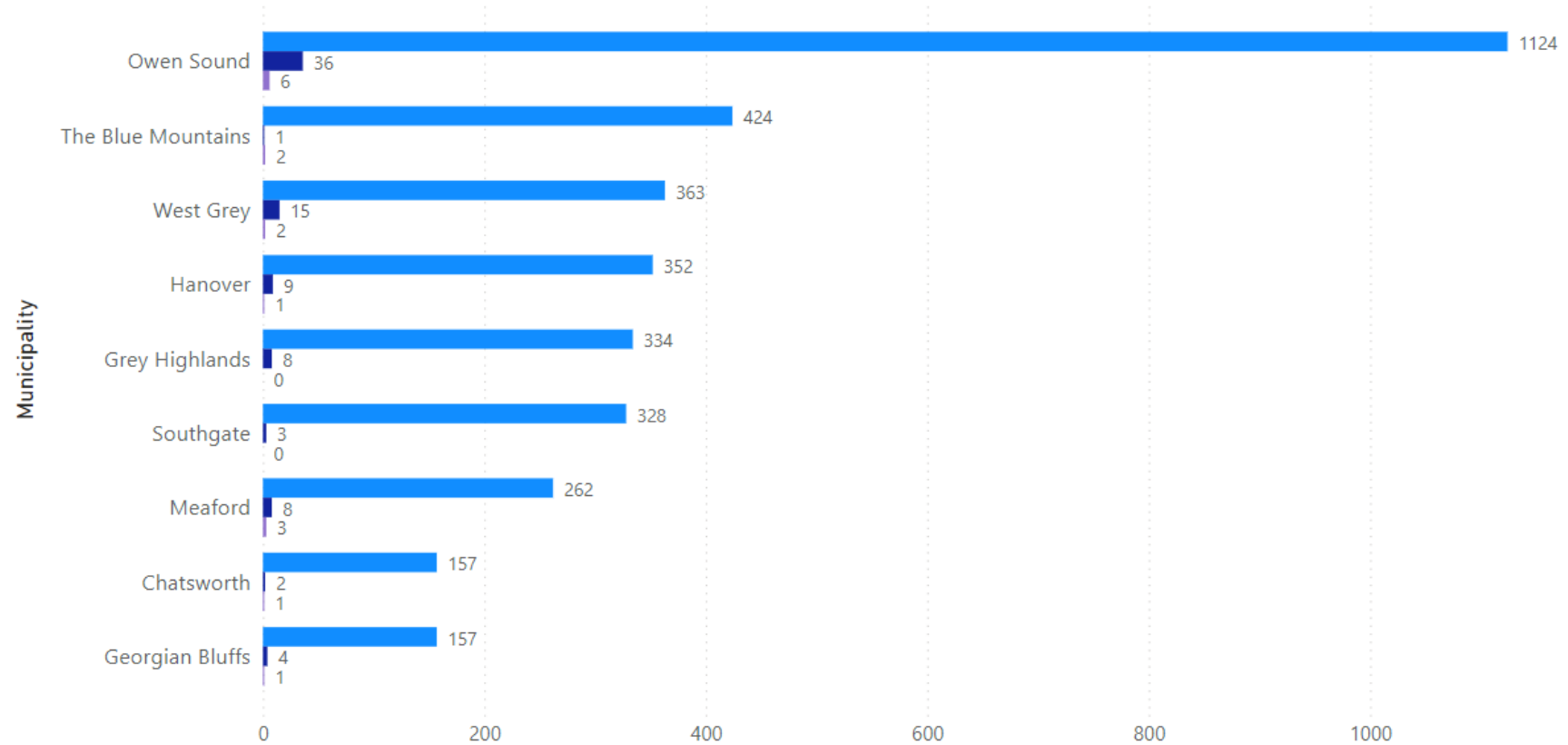


Data notes: Population coverage estimates represent residents of Grey Bruce who have received one or more doses of a COVID-19 vaccine, regardless of where the vaccine was received.
 Data source: Number of vaccinated clients extracted from COVax-ON via IntelliHEALTH. Population estimates: Statistics Canada for 2020, Ontario Ministry of Finance Population Projections by Census Division.
 Note that labels in the figure 'Vaccine Coverage by Age Group and Number of Doses Received' may not be visible if the percentage is small.
 Data last refreshed February 15, 2022. Data are refreshed daily on weekdays and are current up to 11:59 PM on the previous day.

Resolved and Active Cases by Municipality

Grey County

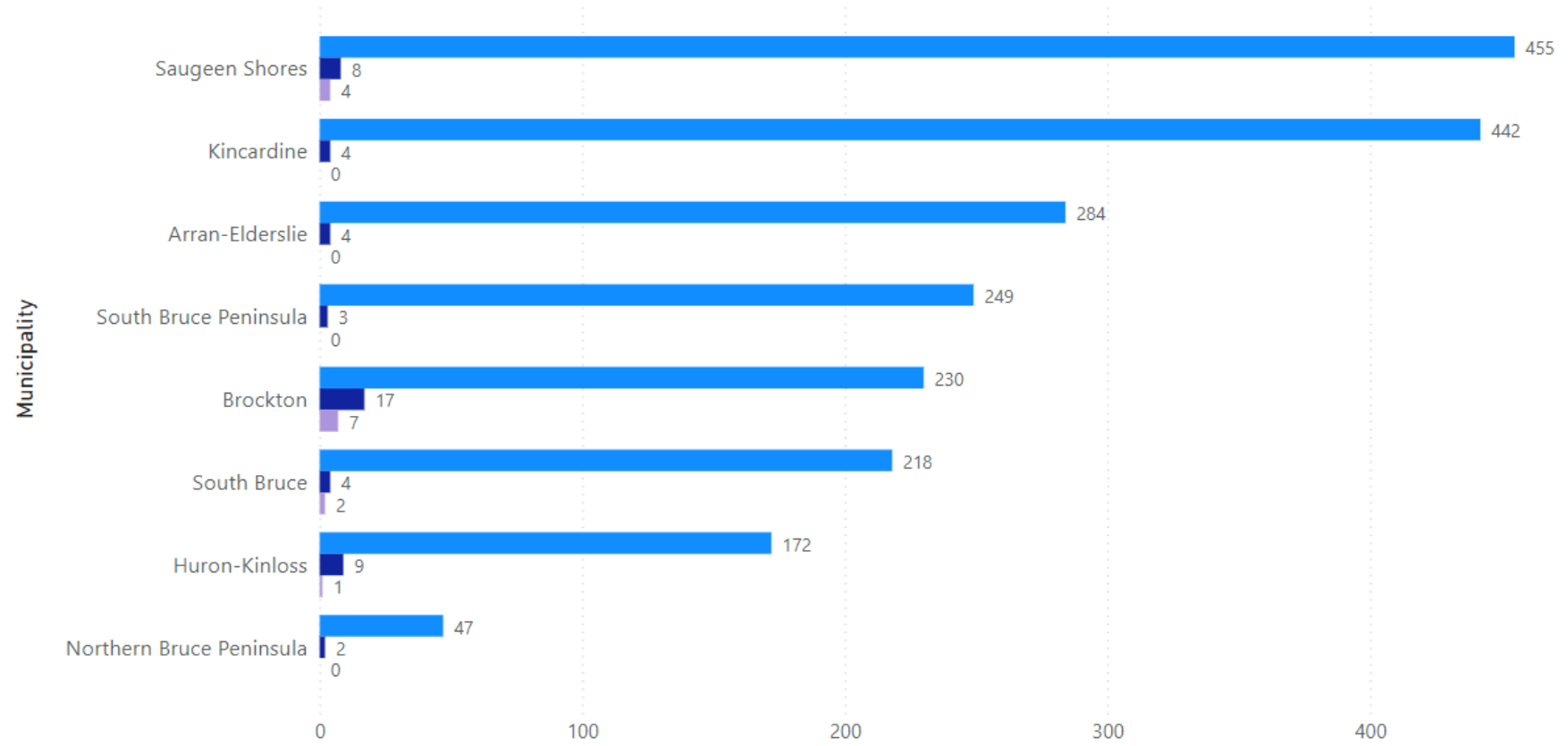
● Resolved Count ● Active Count ● New



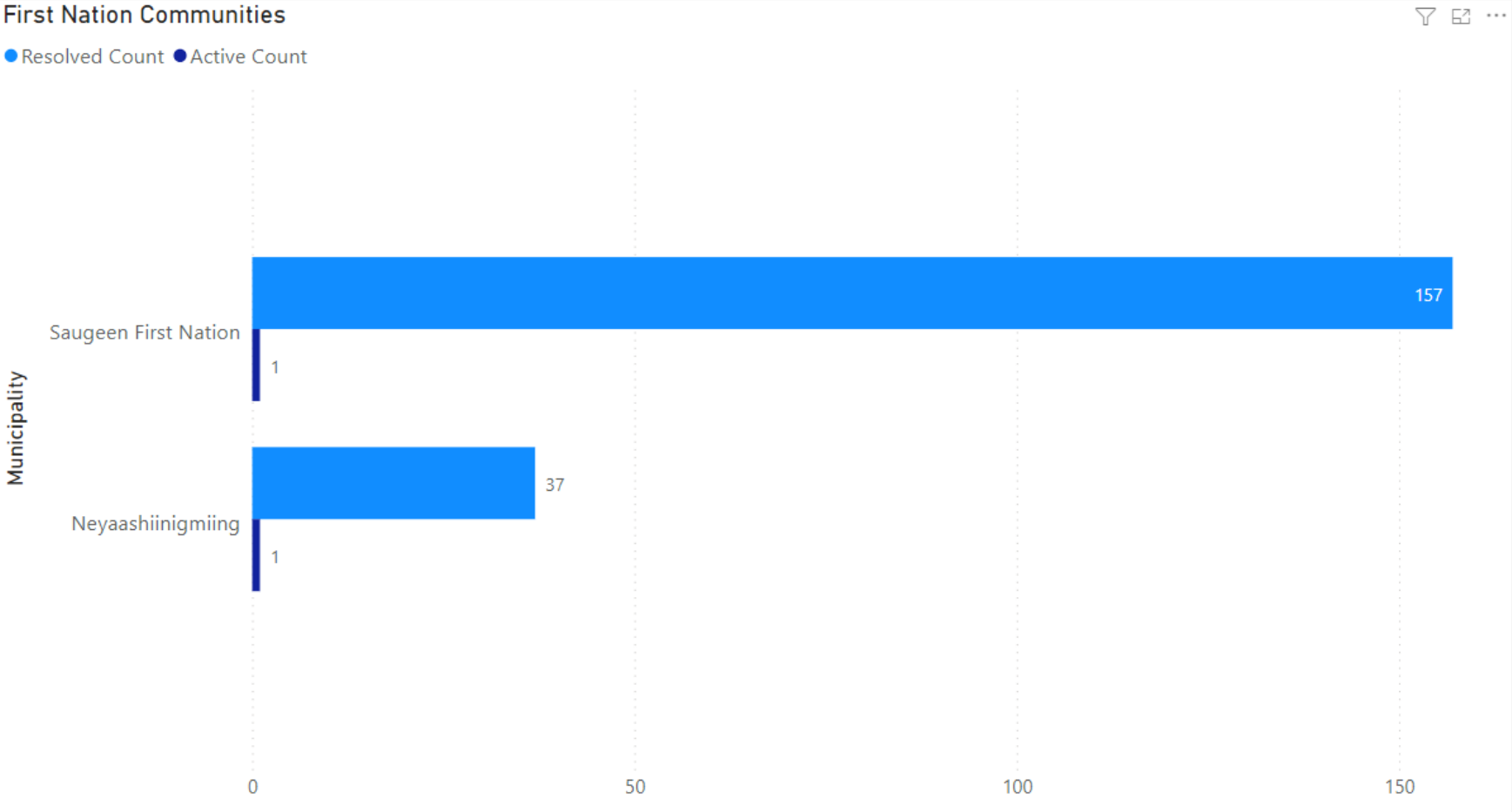
Resolved and Active Cases by Municipality

Bruce County

● Resolved Count ● Active Count ● New



Resolved and Active Cases by Municipality





Situation Report #699 COVID-19

Grey Bruce Health Unit | Incident Management System

February 14, 2022

Current Situation: [Public Health Measures](#), [COVID-19 Vaccines for Grey Bruce](#), [COVID-19 Vaccine for Ontario](#)

Follow the 3 W's – Wash hands frequently, Watch distance (ideally 6ft), and Wear face covering correctly, and the 2 A's – Avoid Crowds and Arrange for outdoor activities instead of indoors whenever possible.

STAY HOME IF SICK

Please note: The Situation Report will be modified starting Thursday to further reflect changes earlier this year to testing protocols as well as the status of the pandemic locally. Communicating the positive trends at this stage of transitioning from pandemic to endemic phase is an important part of managing Risk Perception to appropriately guide the community to recovery. All changes will be highlighted in the Situation Report on the day of the change.

Case counts and vaccine data is taken from GBHU Epidemiological Reports as of 23:59 hrs, February 13, 2022:

All data is preliminary and subject to change. Future situation reports will be updated accordingly.

- 13 new cases reported in past 24 hours in Grey Bruce:
 - Please note – New cases reported are not an accurate representation of caseloads in the community due to recent [changes in testing in Ontario](#).
 - New cases only represent [those that are eligible to be tested](#).
 - Please practice safely to [prevent COVID-19](#) at all times
- 5951 Confirmed Cases
- 153 active cases
- 5754 resolved cases
- 7 confirmed local active cases hospitalized in Grey Bruce due to COVID-19
 - 2 confirmed cases from Grey Bruce are hospitalized outside of Grey Bruce due to COVID-19 (These numbers are reported to Public Health by Grey-Bruce Hospitals on confirmed COVID-19 cases admitted for treatment attributed to COVID-19 infection)
- 30 deaths in Grey Bruce
 - +1 death related to a Grey Bruce resident that acquired the infection and was treated outside of Grey Bruce
 - +9 deaths related to Grey Bruce residents that acquired the infection in Grey Bruce however passed away outside of Grey Bruce
 - Local and Provincial data may not align as cases with unconfirmed cause of death are not included above but are included in the Provincial data.
- 486 cases reported in health care workers; reports health care workers living in Grey Bruce and working both in and outside Grey Bruce

Active Outbreaks

- 0 Facility(ies) in COVID-19 outbreak. Reported in [Hospitals](#)
- 5 Facility(ies) in COVID-19 outbreak. Reported in [Long-Term Care/Retirement Homes](#)

- Kelso Pines Retirement Home – Owen Sound
- Maple Court Retirement Home – Walkerton
- Grey Gables Long-Term Care – Markdale
- R-Villa Retirement Home – Ripley
- Central Place Retirement Home – Owen Sound

Vaccine – for detailed information please visit [Website and Dashboard](#)

- 347,695 Total Doses of COVID-19 vaccine administered in Grey and Bruce
- 845 Doses given within the past week

Future Vaccination Planning: [Vaccine Schedule](#)

- Appointments are recommended; however, walk-ins are available at all public health vaccine clinics.
- All individuals seeking a fourth dose must provide proof of eligibility – official referral/note from your primary care provider, prescription, or prescription bottle.
- See Vaccine Clinics – details at [Vaccine Schedule](#) (Make sure to scroll to the proper page of the schedule)
- [COVID-19 Vaccines \(publichealthgreybruce.on.ca\)](#)
- [Getting Your COVID-19 Vaccine \(publichealthgreybruce.on.ca\)](#)
- [Youth and COVID-19 Vaccines \(publichealthgreybruce.on.ca\)](#)

Actions Taken In the Past 24 Hours:

- GBHU COVID-19 Team continue with case and contact management, reporting, and responding to COVID-19 related calls. Contact tracing exceeds provincial targets with 100% of all cases contacted within 24 hours
- GBHU Team continue to ensure essential public health activities not related to COVID-19

Provincial COVID-19 Data - <https://covid-19.ontario.ca/data>

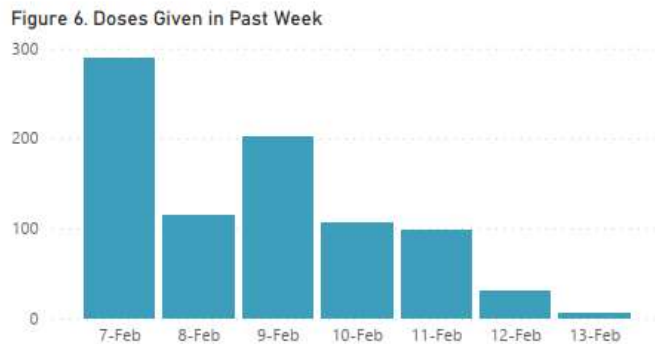
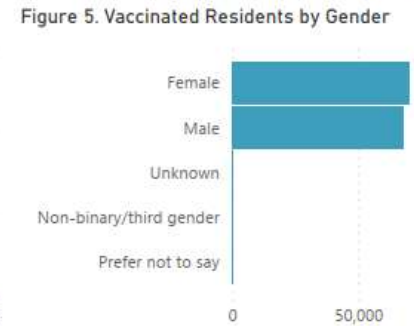
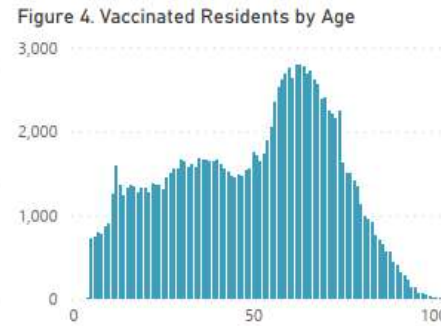
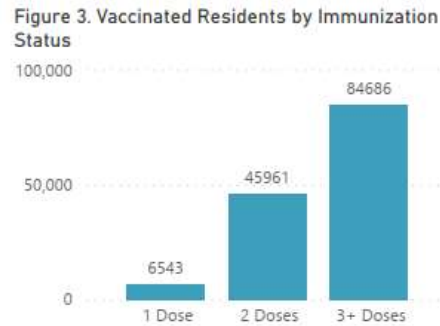
Media Relations

Media inquiries should be directed to Communications@publichealthgreybruce.on.ca 519-376-9420 or 1-800-263-3456 ext. 3940

VACCINE DATA OVERVIEW



GREY BRUCE COVID-19 VACCINATION OVERVIEW



Data notes: Figures 1, 2, 6, and 7 represent COVID-19 vaccines administered in the Grey Bruce Health Region, both by the Grey Bruce Health Unit and participating partner organizations. These figures include all doses administered in Grey Bruce, regardless of whether they were given to Grey Bruce residents. These include first, second and any subsequent doses, and do not represent a unique count of individuals. Figures 3, 4, and 5 represent residents of Grey Bruce, who have received one or more doses of a COVID-19 vaccine, regardless of where the vaccine was received. Data source: data extracted from COVax-ON via IntelliHEALTH.

Data last refreshed February 14, 2022. Data are refreshed daily on weekdays and are current up to 11:59 PM on the previous day.

GREY BRUCE COVID-19 VACCINATION COVERAGE



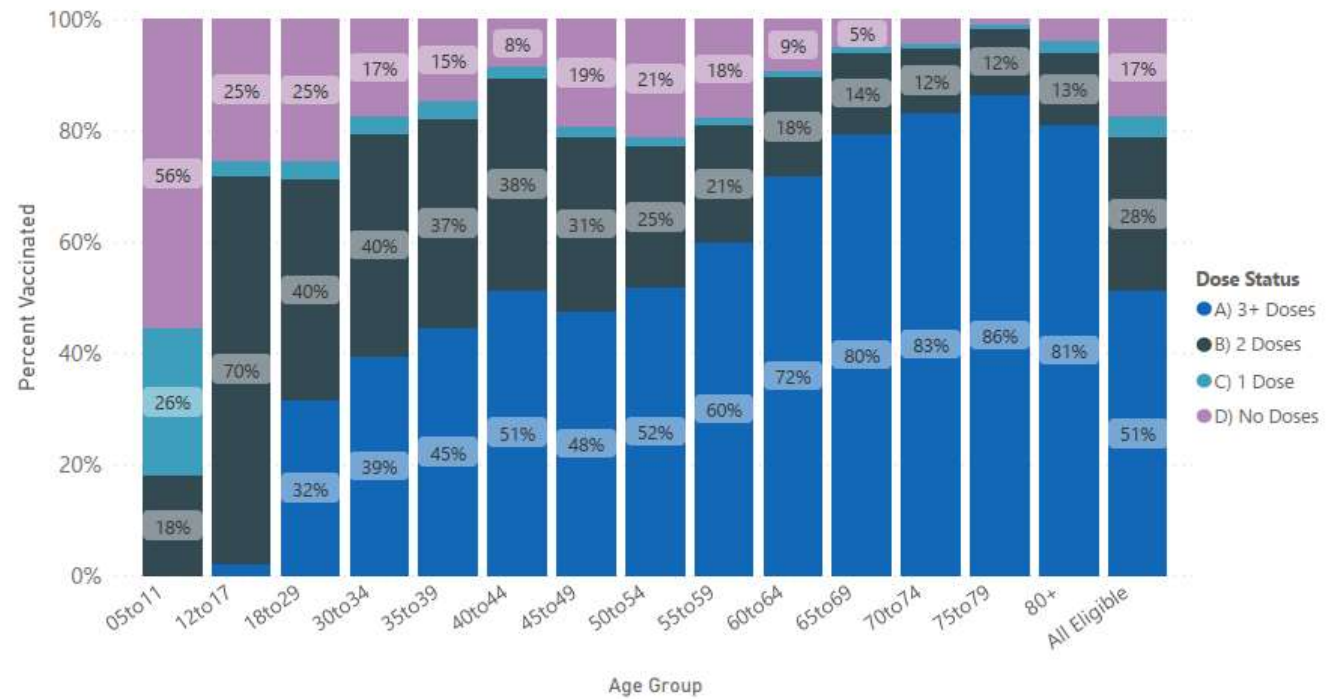
% Eligible Population (5+) with At Least 1 Dose
82.7%

% Eligible Population (5+) with At Least 2 Doses
78.8%

% Total Population with At Least 1 Dose
78.4%

% Total Population with At Least 2 Doses
74.7%

Vaccine Coverage by Age Group and Number of Doses Received

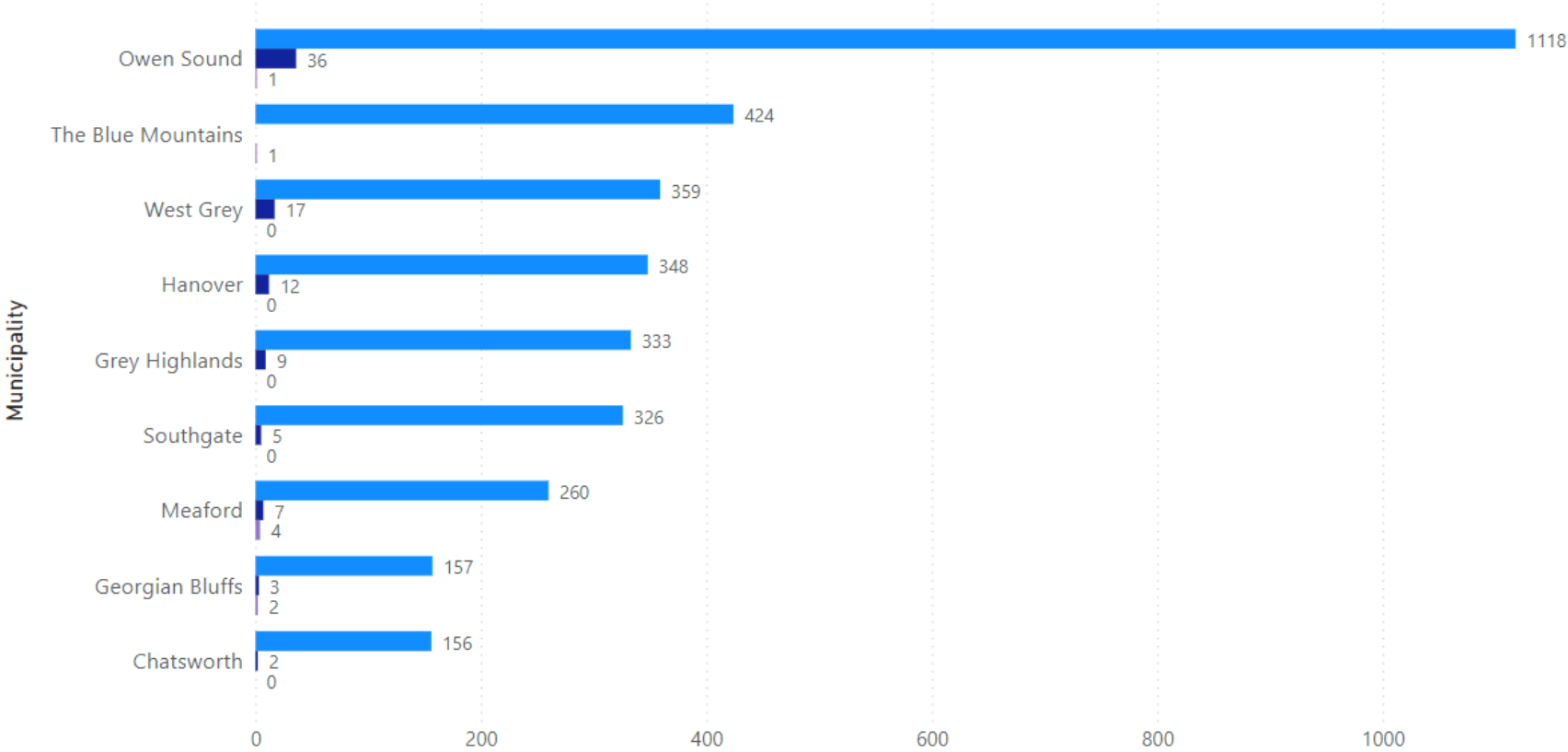


Data notes: Population coverage estimates represent residents of Grey Bruce who have received one or more doses of a COVID-19 vaccine, regardless of where the vaccine was received.
 Data source: Number of vaccinated clients extracted from COVax-ON via IntelliHEALTH. Population estimates: Statistics Canada for 2020, Ontario Ministry of Finance Population Projections by Census Division.
 Note that labels in the figure 'Vaccine Coverage by Age Group and Number of Doses Received' may not be visible if the percentage is small.
 Data last refreshed February 14, 2022. Data are refreshed daily on weekdays and are current up to 11:59 PM on the previous day.

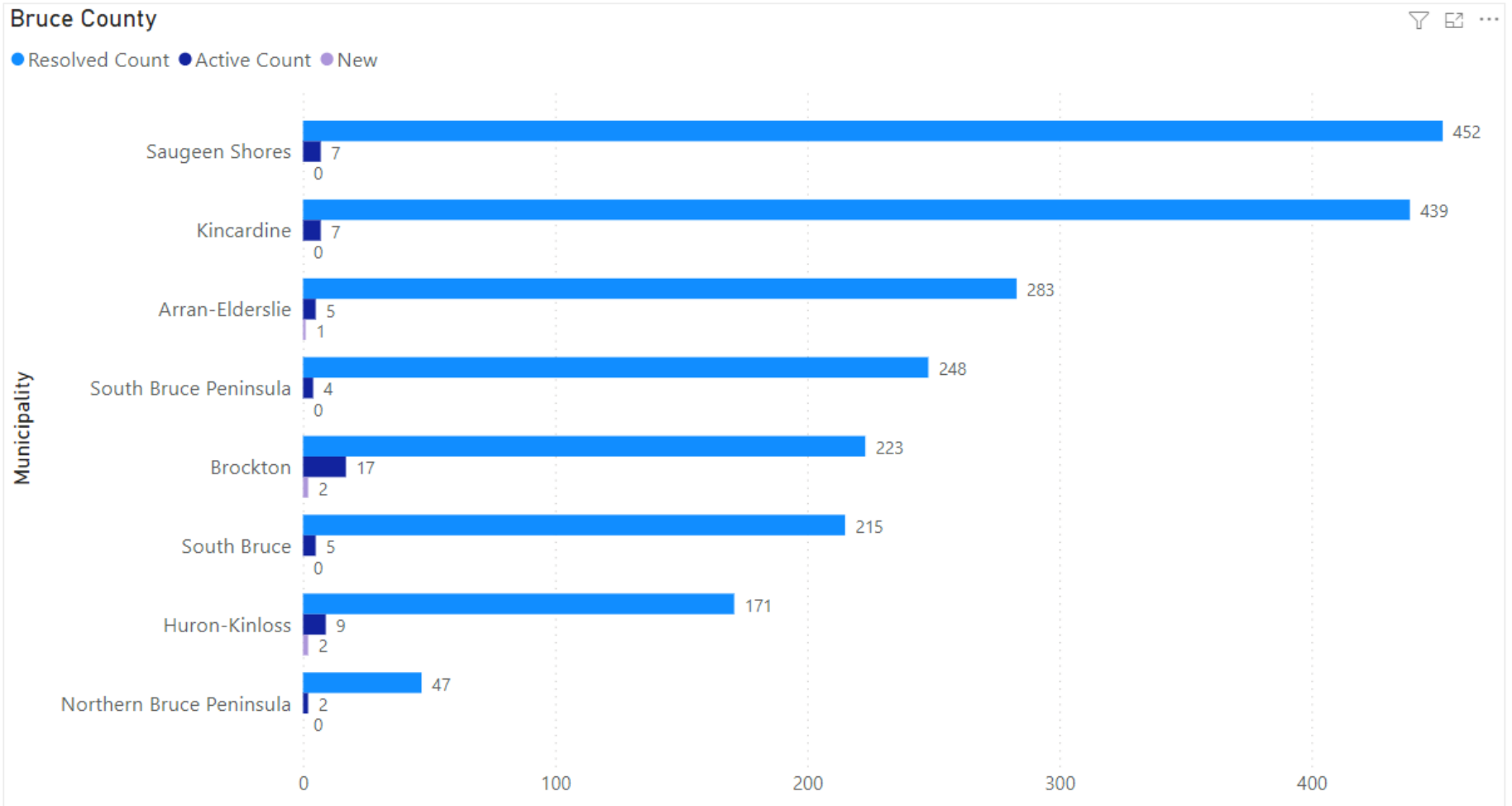
Resolved and Active Cases by Municipality

Grey County

● Resolved Count ● Active Count ● New



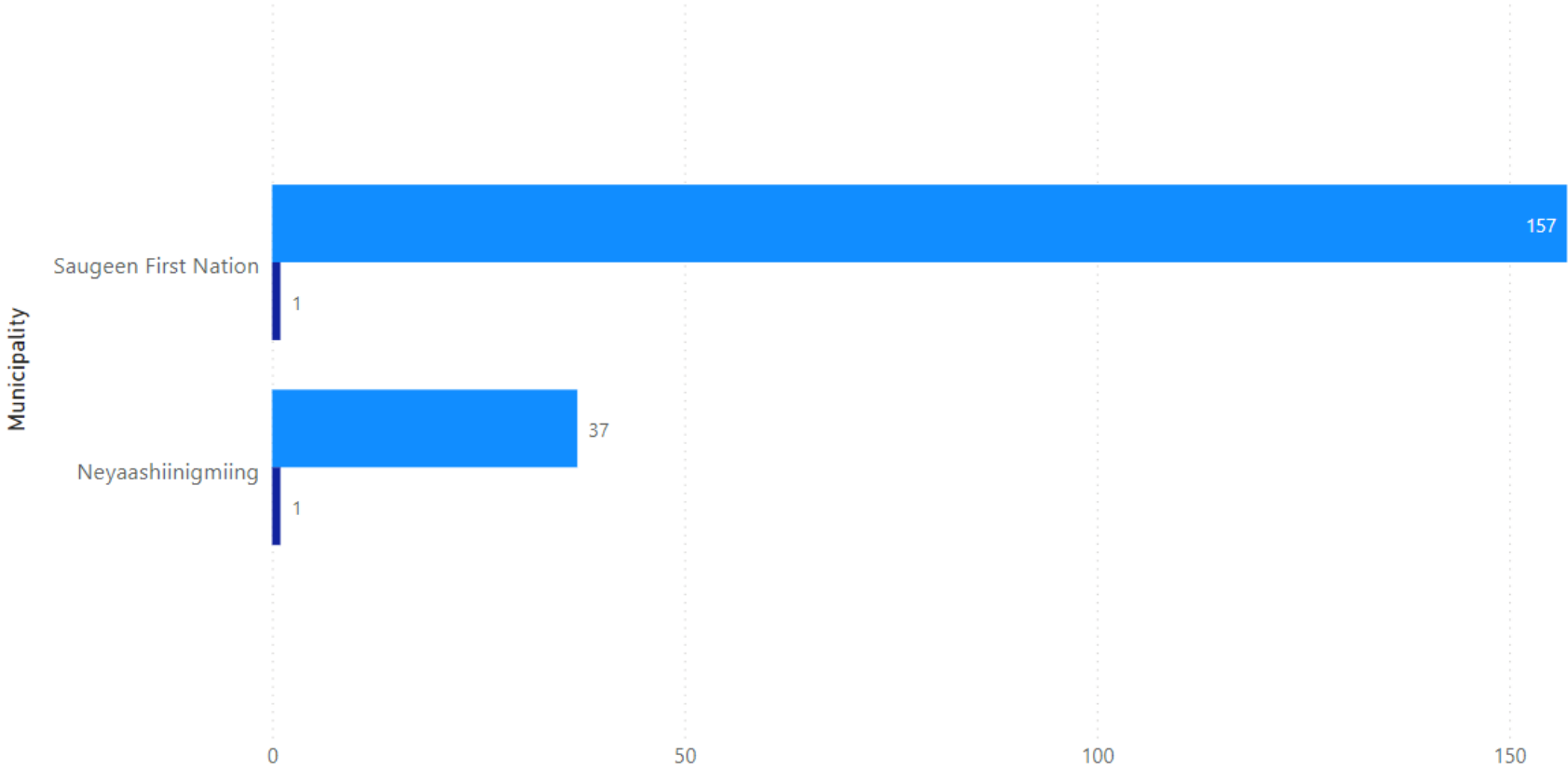
Resolved and Active Cases by Municipality



Resolved and Active Cases by Municipality

First Nation Communities

● Resolved Count ● Active Count





Situation Report #698 COVID-19

Grey Bruce Health Unit | Incident Management System

February 13, 2022

Current Situation: [Public Health Measures](#), [COVID-19 Vaccines for Grey Bruce](#), [COVID-19 Vaccine for Ontario](#)

Follow the 3 W's – Wash hands frequently, Watch distance (ideally 6ft), and Wear face covering correctly, and the 2 A's – Avoid Crowds and Arrange for outdoor activities instead of indoors whenever possible.

STAY HOME IF SICK

Case counts and vaccine data is taken from GBHU Epidemiological Reports as of 23:59 hrs, February 12, 2022:

All data is preliminary and subject to change. Future situation reports will be updated accordingly.

- 33 new cases reported in past 24 hours in Grey Bruce:
 - Please note – New cases reported are not an accurate representation of caseloads in the community due to **recent [changes in testing in Ontario](#)**.
 - New cases only represent [those that are eligible to be tested](#).
 - Please practice safely to [prevent COVID-19](#) at all times
- 5937 Confirmed Cases
- 167 active cases
- 5726 resolved cases
- 7 confirmed local active cases hospitalized in Grey Bruce due to COVID-19
 - 3 confirmed cases from Grey Bruce are hospitalized outside of Grey Bruce due to COVID-19 (These numbers are reported to Public Health by Grey-Bruce Hospitals on confirmed COVID-19 cases admitted for treatment attributed to COVID-19 infection)
- 30 deaths in Grey Bruce
 - +1 death related to a Grey Bruce resident that acquired the infection and was treated outside of Grey Bruce
 - +9 deaths related to Grey Bruce residents that acquired the infection in Grey Bruce however passed away outside of Grey Bruce
 - Local and Provincial data may not align as cases with unconfirmed cause of death are not included above but are included in the Provincial data.
- 484 cases reported in health care workers; reports health care workers living in Grey Bruce and working both in and outside Grey Bruce

Active Outbreaks

- 0 Facility(ies) in COVID-19 outbreak. Reported in [Hospitals](#)
- 5 Facility(ies) in COVID-19 outbreak. Reported in [Long-Term Care/Retirement Homes](#)
 - Kelso Pines Retirement Home – Owen Sound
 - Maple Court Retirement Home – Walkerton
 - Grey Gables Long-Term Care – Markdale

- R-Villa Retirement Home – Ripley
- Central Place Retirement Home – Owen Sound

Vaccine – for detailed information please visit [Website and Dashboard](#)

- 347,515 Total Doses of COVID-19 vaccine administered in Grey and Bruce
- 1,298 Doses given within the past week

Future Vaccination Planning: [Vaccine Schedule](#)

- Appointments are recommended; however, walk-ins are available at all public health vaccine clinics.
- All individuals seeking a fourth dose must provide proof of eligibility – official referral/note from your primary care provider, prescription, or prescription bottle.
- See Vaccine Clinics – details at [Vaccine Schedule](#) (Make sure to scroll to the proper page of the schedule)
- [COVID-19 Vaccines \(publichealthgreybruce.on.ca\)](#)
- [Getting Your COVID-19 Vaccine \(publichealthgreybruce.on.ca\)](#)
- [Youth and COVID-19 Vaccines \(publichealthgreybruce.on.ca\)](#)

Actions Taken In the Past 24 Hours:

- GBHU COVID-19 Team continue with case and contact management, reporting, and responding to COVID-19 related calls. Contact tracing exceeds provincial targets with 100% of all cases contacted within 24 hours
- GBHU Team continue to ensure essential public health activities not related to COVID-19

Provincial COVID-19 Data - <https://covid-19.ontario.ca/data>

Media Relations

Media inquiries should be directed to Communications@publichealthgreybruce.on.ca 519-376-9420 or 1-800-263-3456 ext. 3940

Vaccine Data Overview not available on holidays and weekends. Will be updated on Monday February 14, 2022

Resolved and Active Case by Municipality data not available on holidays and weekends. Will be updated Monday February 14, 2022



Situation Report #697 COVID-19

Grey Bruce Health Unit | Incident Management System

February 12, 2022

Current Situation:, [Public Health Measures](#), [COVID-19 Vaccines for Grey Bruce](#), [COVID-19 Vaccine for Ontario](#)

Follow the 3 W's – Wash hands frequently, Watch distance (ideally 6ft), and Wear face covering correctly, and the 2 A's – Avoid Crowds and Arrange for outdoor activities instead of indoors whenever possible.

STAY HOME IF SICK

Case counts and vaccine data is taken from GBHU Epidemiological Reports as of 23:59 hrs, February 11, 2022:

All data is preliminary and subject to change. Future situation reports will be updated accordingly.

- 33 new cases reported in past 24 hours in Grey Bruce:
 - Please note – New cases reported are not an accurate representation of caseloads in the community due to **recent [changes in testing in Ontario](#)**.
 - New cases only represent [those that are eligible to be tested](#).
 - Please practice safely to [prevent COVID-19](#) at all times
- 5904 Confirmed Cases
- 144 active cases
- 5716 resolved cases
- 7 confirmed local active cases hospitalized in Grey Bruce due to COVID-19
 - 3 confirmed cases from Grey Bruce are hospitalized outside of Grey Bruce due to COVID-19 (These numbers are reported to Public Health by Grey-Bruce Hospitals on confirmed COVID-19 cases admitted for treatment attributed to COVID-19 infection)
- 30 deaths in Grey Bruce
 - +1 death related to a Grey Bruce resident that acquired the infection and was treated outside of Grey Bruce
 - +9 deaths related to Grey Bruce residents that acquired the infection in Grey Bruce however passed away outside of Grey Bruce
 - Local and Provincial data may not align as cases with unconfirmed cause of death are not included above but are included in the Provincial data.
- 475 cases reported in health care workers; reports health care workers living in Grey Bruce and working both in and outside Grey Bruce

Active Outbreaks

- 0 Facility(ies) in COVID-19 outbreak. Reported in [Hospitals](#)
- 4 Facility(ies) in COVID-19 outbreak. Reported in [Long-Term Care/Retirement Homes](#)
 - Kelso Pines Retirement Home – Owen Sound
 - Maple Court Retirement Home – Walkerton
 - Grey Gables Long-Term Care – Markdale

- R-Villa Retirement Home - Ripley

Vaccine – for detailed information please visit [Website and Dashboard](#)

- 347,515 Total Doses of COVID-19 vaccine administered in Grey and Bruce
- 1,298 Doses given within the past week

Future Vaccination Planning: [Vaccine Schedule](#)

- Appointments are recommended; however, walk-ins are available at all public health vaccine clinics.
- All individuals seeking a fourth dose must provide proof of eligibility – official referral/note from your primary care provider, prescription, or prescription bottle.
- See Vaccine Clinics – details at [Vaccine Schedule](#) (Make sure to scroll to the proper page of the schedule)
- [COVID-19 Vaccines \(publichealthgreybruce.on.ca\)](#)
- [Getting Your COVID-19 Vaccine \(publichealthgreybruce.on.ca\)](#)
- [Youth and COVID-19 Vaccines \(publichealthgreybruce.on.ca\)](#)

Actions Taken In the Past 24 Hours:

- GBHU COVID-19 Team continue with case and contact management, reporting, and responding to COVID-19 related calls. Contact tracing exceeds provincial targets with 100% of all cases contacted within 24 hours
- GBHU Team continue to ensure essential public health activities not related to COVID-19

Provincial COVID-19 Data - <https://covid-19.ontario.ca/data>

Media Relations

Media inquiries should be directed to Communications@publichealthgreybruce.on.ca 519-376-9420 or 1-800-263-3456 ext. 3940

Vaccine Data Overview not available on holidays and weekends. Will be updated on Monday February 14, 2022

Resolved and Active Case by Municipality data not available on holidays and weekends. Will be updated Monday February 14, 2022



Situation Report #696 COVID-19

Grey Bruce Health Unit | Incident Management System

February 11, 2022

Current Situation:, [Public Health Measures](#), [COVID-19 Vaccines for Grey Bruce](#), [COVID-19 Vaccine for Ontario](#)

Follow the 3 W's – Wash hands frequently, Watch distance (ideally 6ft), and Wear face covering correctly, and the 2 A's – Avoid Crowds and Arrange for outdoor activities instead of indoors whenever possible.

STAY HOME IF SICK

Case counts and vaccine data is taken from GBHU Epidemiological Reports as of 23:59 hrs, February 10, 2022:

All data is preliminary and subject to change. Future situation reports will be updated accordingly.

- 32 new cases reported in past 24 hours in Grey Bruce:
 - Please note – New cases reported are not an accurate representation of caseloads in the community due to **recent [changes in testing in Ontario](#)**.
 - New cases only represent [those that are eligible to be tested](#).
 - Please practice safely to [prevent COVID-19](#) at all times
- 5869 Confirmed Cases
- 151 active cases
- 5674 resolved cases
- 6 confirmed local active cases hospitalized in Grey Bruce due to COVID-19
 - 2 confirmed cases from Grey Bruce are hospitalized outside of Grey Bruce due to COVID-19 (These numbers are reported to Public Health by Grey-Bruce Hospitals on confirmed COVID-19 cases admitted for treatment attributed to COVID-19 infection)
- 30 deaths in Grey Bruce
 - +1 death related to a Grey Bruce resident that acquired the infection and was treated outside of Grey Bruce
 - +9 deaths related to Grey Bruce residents that acquired the infection in Grey Bruce however passed away outside of Grey Bruce
 - Local and Provincial data may not align as cases with unconfirmed cause of death are not included above but are included in the Provincial data.
- 462 cases reported in health care workers; reports health care workers living in Grey Bruce and working both in and outside Grey Bruce

Active Outbreaks

- 0 Facility(ies) in COVID-19 outbreak. Reported in [Hospitals](#)
- 3 Facility(ies) in COVID-19 outbreak. Reported in [Long-Term Care/Retirement Homes](#)
 - **Rockwood Terrace Long Term Care – Durham – declared over 02/11/2022**
 - Kelso Pines Retirement Home – Owen Sound
 - Maple Court Retirement Home – Walkerton

- Grey Gables Long-Term Care – Markdale

Vaccine – for detailed information please visit [Website and Dashboard](#)

- 347,515 Total Doses of COVID-19 vaccine administered in Grey and Bruce
- 1,298 Doses given within the past week

Future Vaccination Planning: [Vaccine Schedule](#)

- Appointments are recommended; however, walk-ins are available at all public health vaccine clinics.
- All individuals seeking a fourth dose must provide proof of eligibility – official referral/note from your primary care provider, prescription, or prescription bottle.
- See Vaccine Clinics – details at [Vaccine Schedule](#) (Make sure to scroll to the proper page of the schedule)
- [COVID-19 Vaccines \(publichealthgreybruce.on.ca\)](#)
- [Getting Your COVID-19 Vaccine \(publichealthgreybruce.on.ca\)](#)
- [Youth and COVID-19 Vaccines \(publichealthgreybruce.on.ca\)](#)

Actions Taken In the Past 24 Hours:

- Media release – [Local recommendations on rapid tests remain unchanged](#)
- GBHU COVID-19 Team continue with case and contact management, reporting, and responding to COVID-19 related calls. Contact tracing exceeds provincial targets with 100% of all cases contacted within 24 hours
- GBHU Team continue to ensure essential public health activities not related to COVID-19

Provincial COVID-19 Data - <https://covid-19.ontario.ca/data>

Media Relations

Media inquiries should be directed to Communications@publichealthgreybruce.on.ca 519-376-9420 or 1-800-263-3456 ext. 3940

VACCINE DATA OVERVIEW

GREY BRUCE COVID-19 VACCINATION OVERVIEW

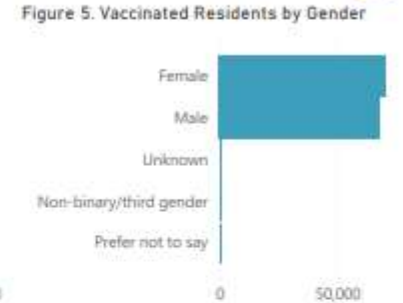
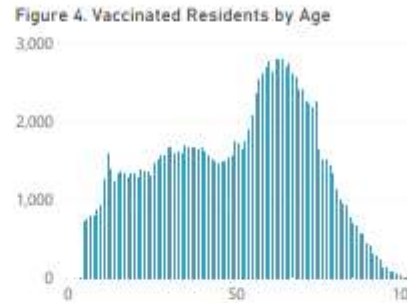
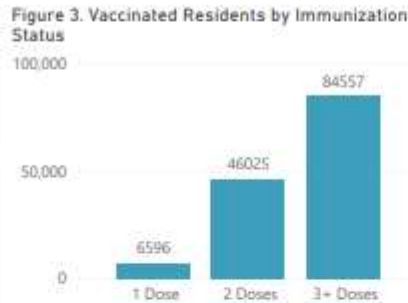
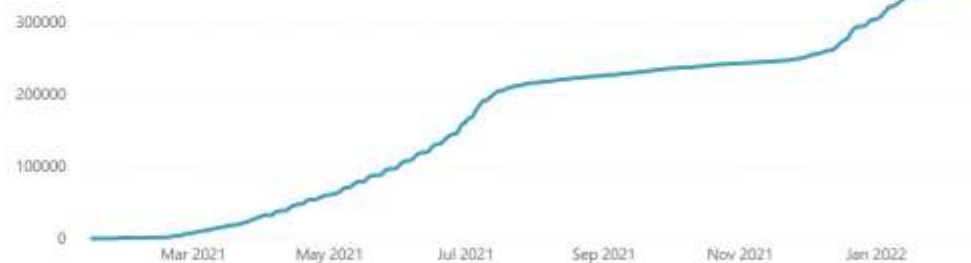


Figure 6. Doses Given in Past Week



Figure 7. Cumulative Doses by Date Given



Data notes: Figures 1, 2, 6, and 7 represent COVID-19 vaccines administered in the Grey Bruce Health Region, both by the Grey Bruce Health Unit and participating partner organizations. These figures include all doses administered in Grey Bruce, regardless of whether they were given to Grey Bruce residents. These include first, second and any subsequent doses, and do not represent a unique count of individuals. Figures 3, 4, and 5 represent residents of Grey Bruce, who have received one or more doses of a COVID-19 vaccine, regardless of where the vaccine was received. Data source: data extracted from COVax-ON via IntelliHEALTH.

Data last refreshed February 11, 2022. Data are refreshed daily on weekdays and are current up to 11:59 PM on the previous day.

GREY BRUCE COVID-19 VACCINATION COVERAGE



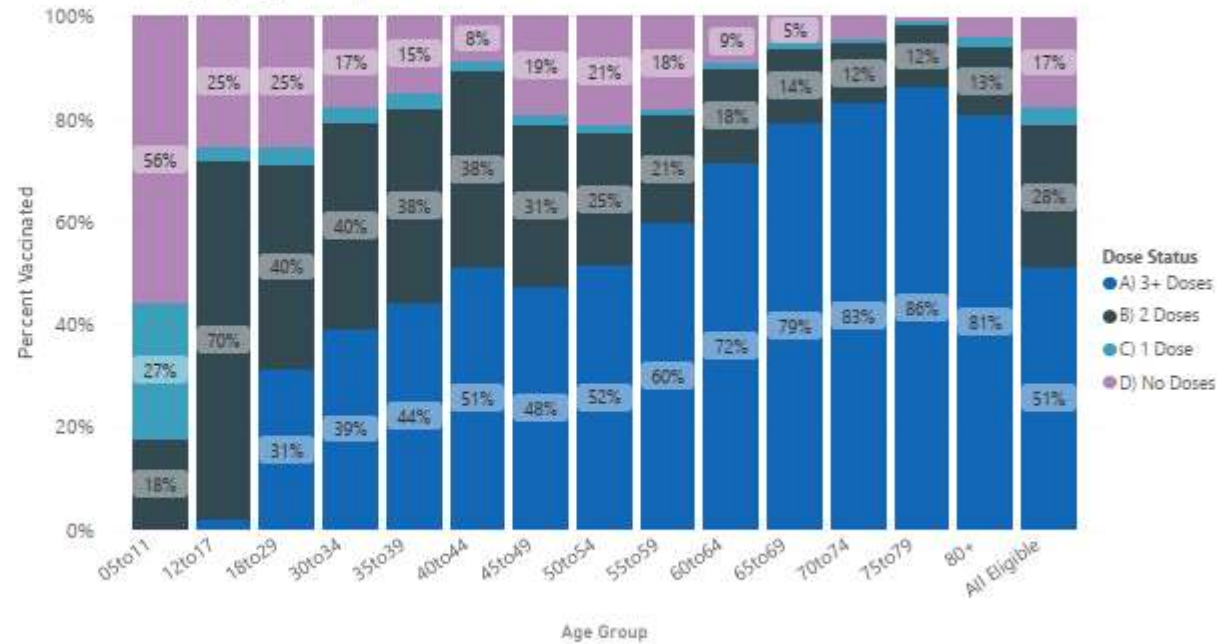
% Eligible Population (5+) with At Least 1 Dose
82.7%

% Eligible Population (5+) with At Least 2 Doses
78.7%

% Total Population with At Least 1 Dose
78.4%

% Total Population with At Least 2 Doses
74.7%

Vaccine Coverage by Age Group and Number of Doses Received

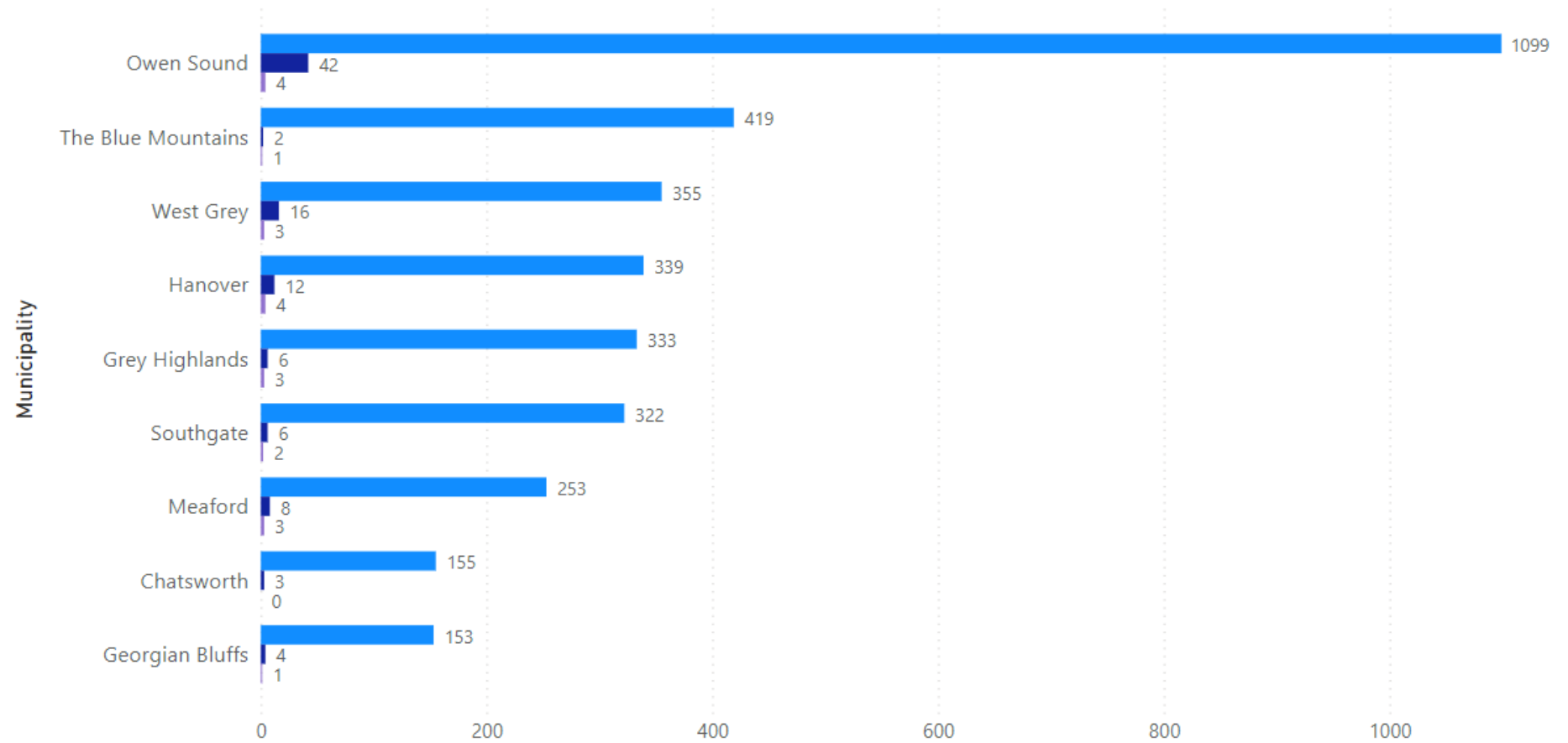


Data notes: Population coverage estimates represent residents of Grey Bruce who have received one or more doses of a COVID-19 vaccine, regardless of where the vaccine was received.
 Data source: Number of vaccinated clients extracted from COVax-ON via IntelliHEALTH. Population estimates: Statistics Canada for 2020, Ontario Ministry of Finance Population Projections by Census Division.
 Note that labels in the figure 'Vaccine Coverage by Age Group and Number of Doses Received' may not be visible if the percentage is small.
 Data last refreshed February 11, 2022. Data are refreshed daily on weekdays and are current up to 11:59 PM on the previous day.

Resolved and Active Cases by Municipality

Grey County

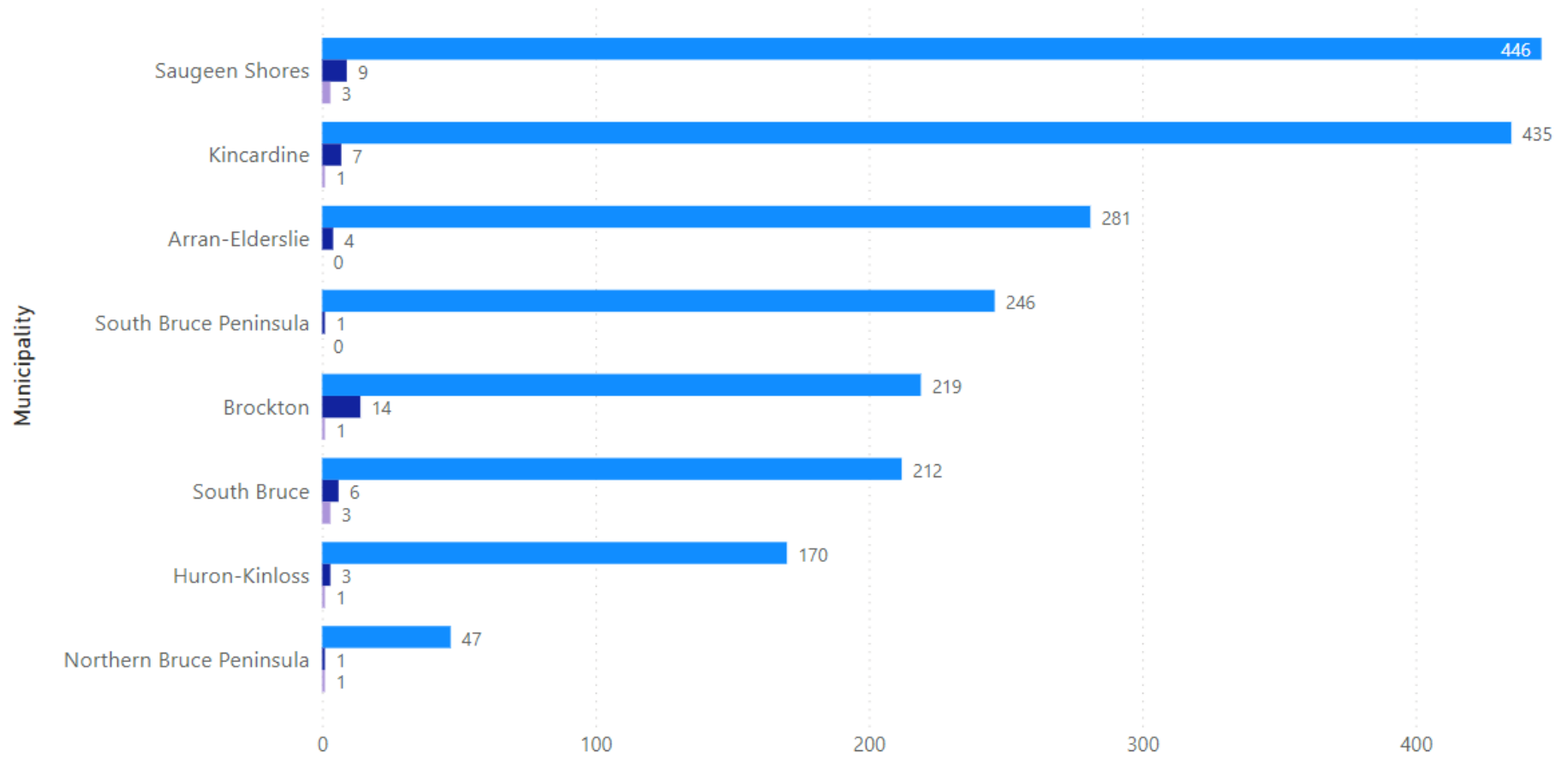
● Resolved Count ● Active Count ● New



Resolved and Active Cases by Municipality

Bruce County

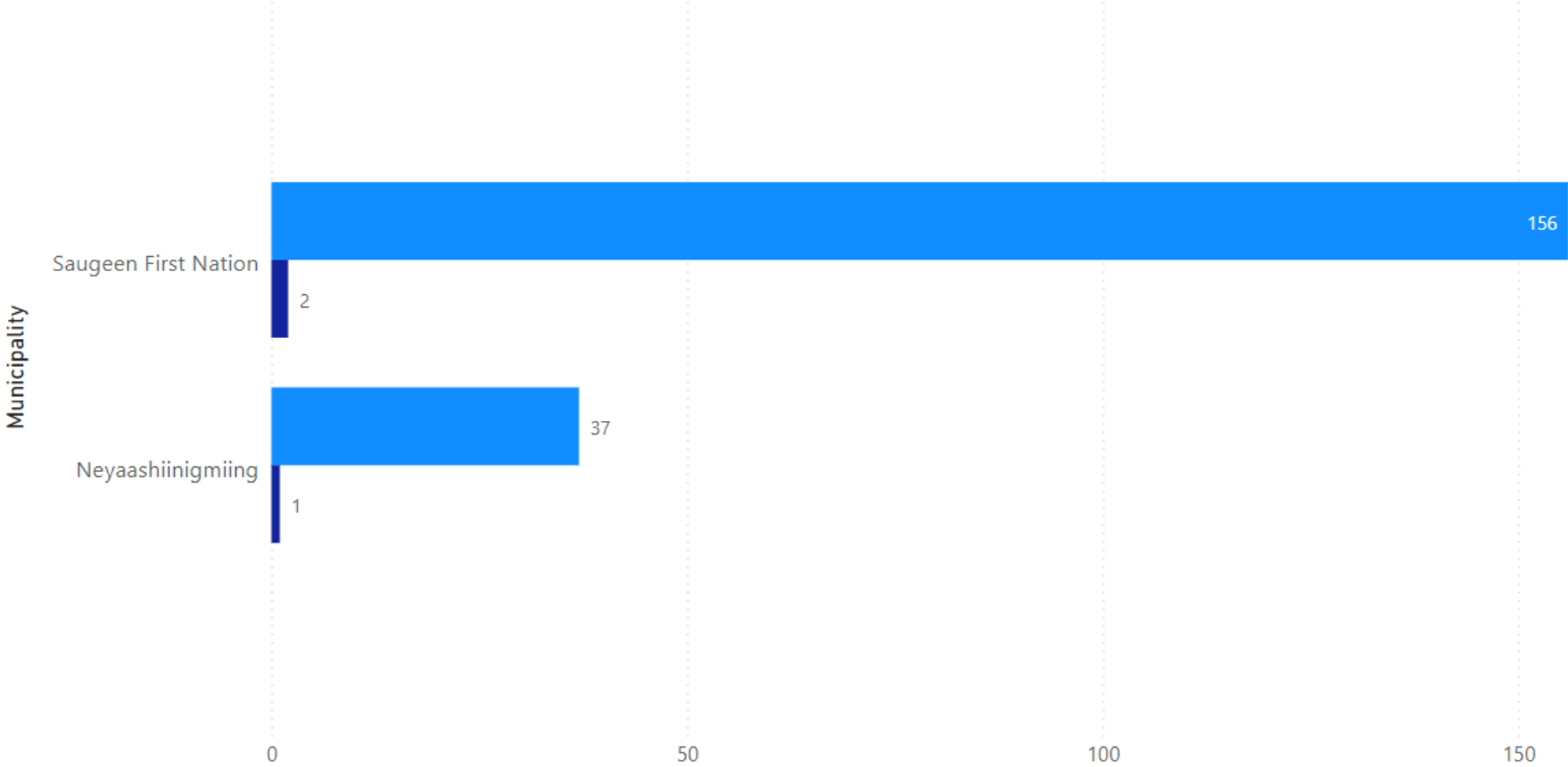
● Resolved Count ● Active Count ● New



Resolved and Active Cases by Municipality

First Nation Communities

● Resolved Count ● Active Count





Situation Report #695 COVID-19

Grey Bruce Health Unit | Incident Management System

February 10, 2022

Current Situation:, [Public Health Measures](#), [COVID-19 Vaccines for Grey Bruce](#), [COVID-19 Vaccine for Ontario](#)

Follow the 3 W's – Wash hands frequently, Watch distance (ideally 6ft), and Wear face covering correctly, and the 2 A's – Avoid Crowds and Arrange for outdoor activities instead of indoors whenever possible.

STAY HOME IF SICK

Case counts and vaccine data is taken from GBHU Epidemiological Reports as of 23:59 hrs, February 9, 2022:

All data is preliminary and subject to change. Future situation reports will be updated accordingly.

- 32 new cases reported in past 24 hours in Grey Bruce:
 - Please note – New cases reported are not an accurate representation of caseloads in the community due to **recent [changes in testing in Ontario](#)**.
 - New cases only represent [those that are eligible to be tested](#).
 - Please practice safely to [prevent COVID-19](#) at all times
- 5843 Confirmed Cases
- 176 active cases
- 5624 resolved cases
- 6 confirmed local active cases hospitalized in Grey Bruce due to COVID-19
 - 4 confirmed cases from Grey Bruce are hospitalized outside of Grey Bruce due to COVID-19 (These numbers are reported to Public Health by Grey-Bruce Hospitals on confirmed COVID-19 cases admitted for treatment attributed to COVID-19 infection)
- **30** deaths in Grey Bruce
 - +1 death related to a Grey Bruce resident that acquired the infection and was treated outside of Grey Bruce
 - +9 deaths related to Grey Bruce residents that acquired the infection in Grey Bruce however passed away outside of Grey Bruce
 - Local and Provincial data may not align as cases with unconfirmed cause of death are not included above but are included in the Provincial data.
- 451 cases reported in health care workers; reports health care workers living in Grey Bruce and working both in and outside Grey Bruce

Active Outbreaks

- 0 Facility(ies) in COVID-19 outbreak. Reported in [Hospitals](#)
- 4 Facility(ies) in COVID-19 outbreak. Reported in [Long-Term Care/Retirement Homes](#)
 - Rockwood Terrace Long Term Care – Durham
 - Kelso Pines Retirement Home – Owen Sound
 - Maple Court Retirement Home – Walkerton

- Grey Gables Long-Term Care – Markdale

Vaccine – for detailed information please visit [Website and Dashboard](#)

- 347,406 Total Doses of COVID-19 vaccine administered in Grey and Bruce
- 1,566 Doses given within the past week

Future Vaccination Planning: [Vaccine Schedule](#)

- Appointments are recommended; however, walk-ins are available at all public health vaccine clinics.
- All individuals seeking a fourth dose must provide proof of eligibility – official referral/note from your primary care provider, prescription, or prescription bottle.
- See Vaccine Clinics – details at [Vaccine Schedule](#) (Make sure to scroll to the proper page of the schedule)
- [COVID-19 Vaccines \(publichealthgreybruce.on.ca\)](#)
- [Getting Your COVID-19 Vaccine \(publichealthgreybruce.on.ca\)](#)
- [Youth and COVID-19 Vaccines \(publichealthgreybruce.on.ca\)](#)

Actions Taken In the Past 24 Hours:

- GBHU COVID-19 Team continue with case and contact management, reporting, and responding to COVID-19 related calls. Contact tracing exceeds provincial targets with 100% of all cases contacted within 24 hours
- GBHU Team continue to ensure essential public health activities not related to COVID-19

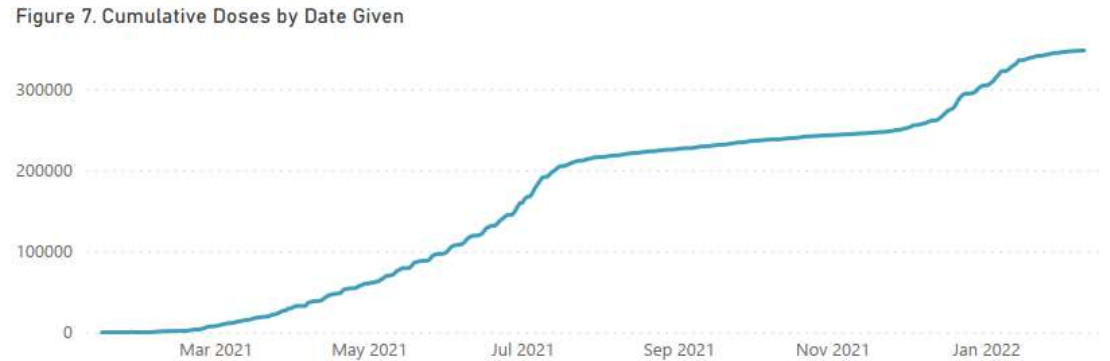
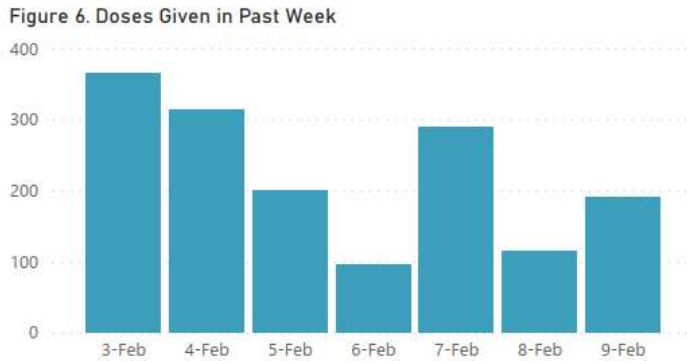
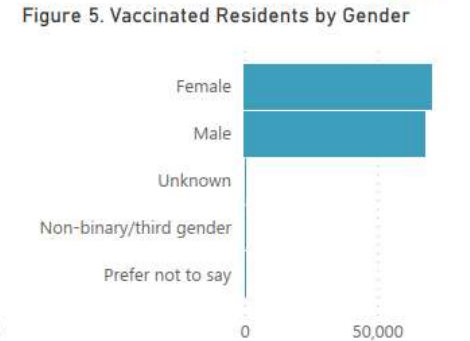
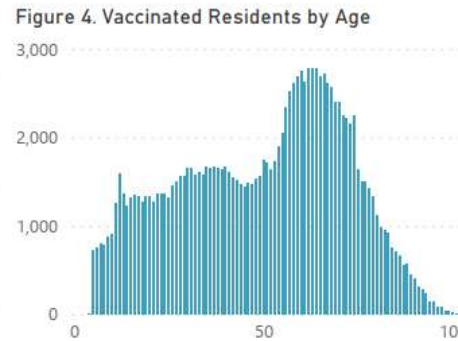
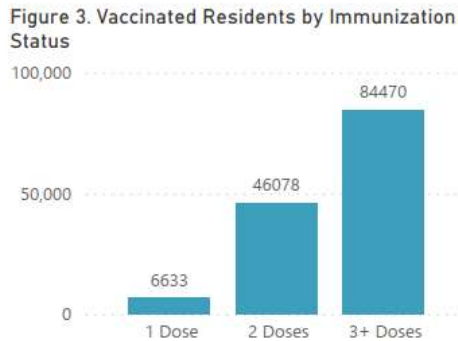
Provincial COVID-19 Data - <https://covid-19.ontario.ca/data>

Media Relations

Media inquiries should be directed to Communications@publichealthgreybruce.on.ca 519-376-9420 or 1-800-263-3456 ext. 3940

[VACCINE DATA OVERVIEW](#)

GREY BRUCE COVID-19 VACCINATION OVERVIEW



Data notes: Figures 1, 2, 6, and 7 represent COVID-19 vaccines administered in the Grey Bruce Health Region, both by the Grey Bruce Health Unit and participating partner organizations. These figures include all doses administered in Grey Bruce, regardless of whether they were given to Grey Bruce residents. These include first, second and any subsequent doses, and do not represent a unique count of individuals. Figures 3, 4, and 5 represent residents of Grey Bruce, who have received one or more doses of a COVID-19 vaccine, regardless of where the vaccine was received. Data source: data extracted from COVax-ON via IntelliHEALTH.

Data last refreshed February 10, 2022. Data are refreshed daily on weekdays and are current up to 11:59 PM on the previous day.

GREY BRUCE COVID-19 VACCINATION COVERAGE



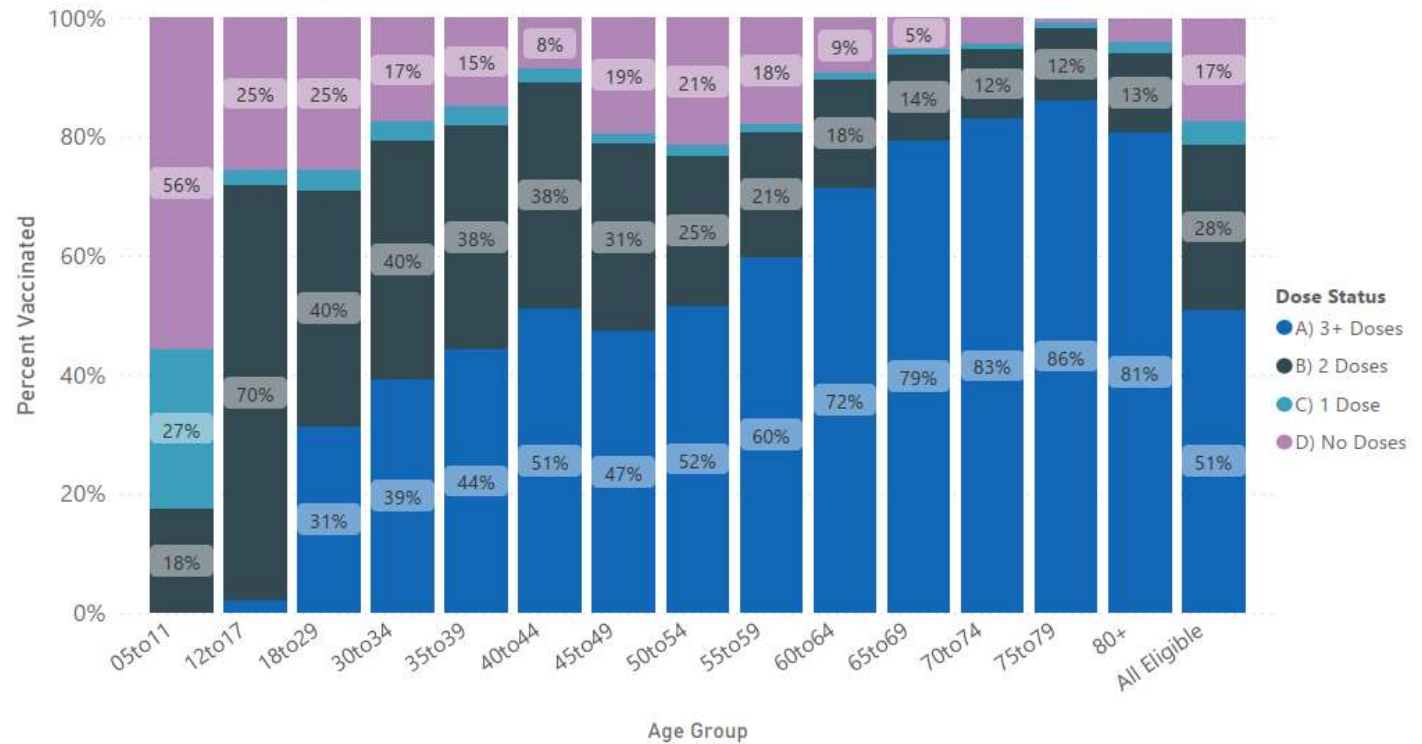
% Eligible Population (5+) with At Least 1 Dose
82.7%

% Eligible Population (5+) with At Least 2 Doses
78.7%

% Total Population with At Least 1 Dose
78.4%

% Total Population with At Least 2 Doses
74.7%

Vaccine Coverage by Age Group and Number of Doses Received

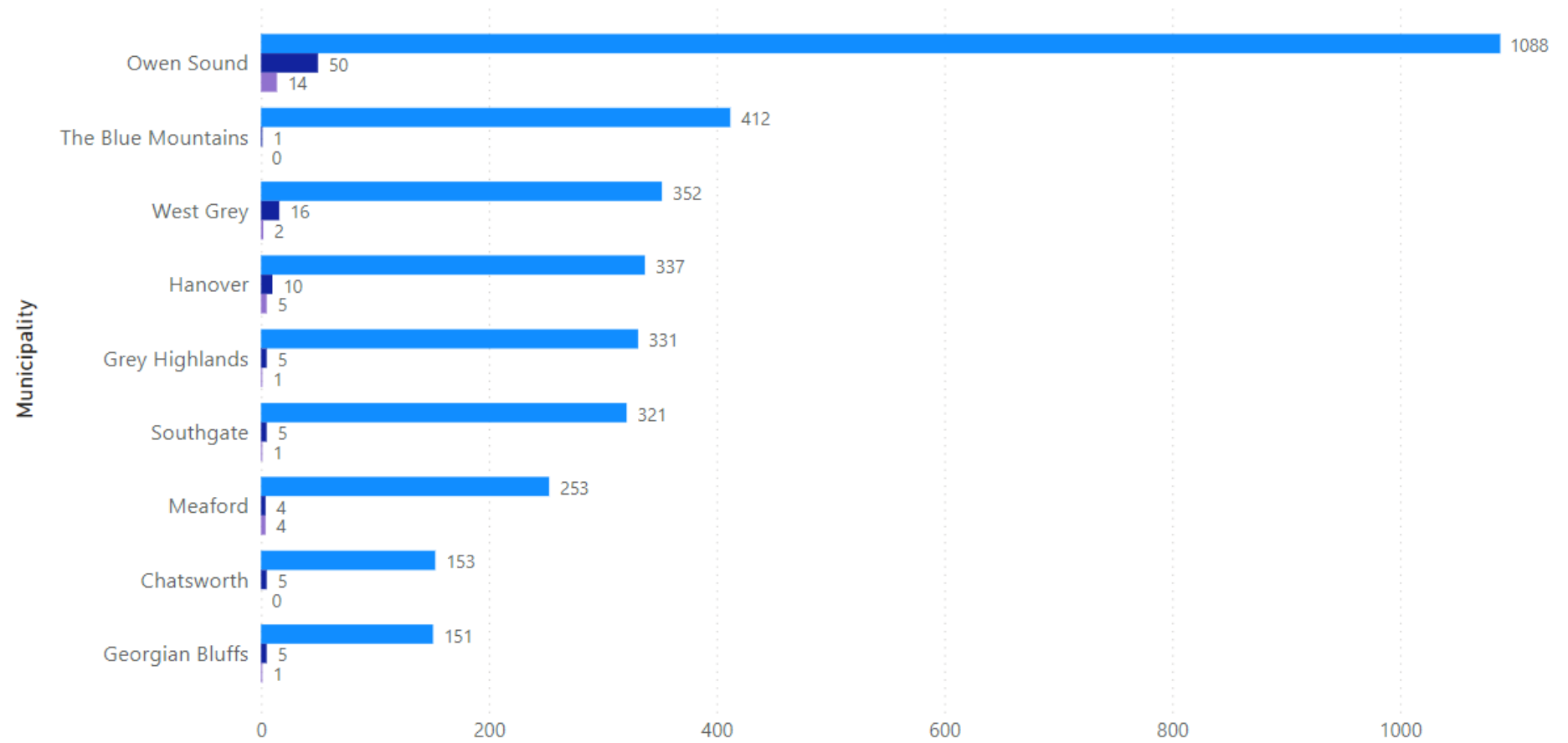


Data notes: Population coverage estimates represent residents of Grey Bruce who have received one or more doses of a COVID-19 vaccine, regardless of where the vaccine was received.
 Data source: Number of vaccinated clients extracted from COVax-ON via IntelliHEALTH. Population estimates: Statistics Canada for 2020, Ontario Ministry of Finance Population Projections by Census Division.
 Note that labels in the figure 'Vaccine Coverage by Age Group and Number of Doses Received' may not be visible if the percentage is small.
 Data last refreshed February 10, 2022. Data are refreshed daily on weekdays and are current up to 11:59 PM on the previous day.

Resolved and Active Cases by Municipality

Grey County

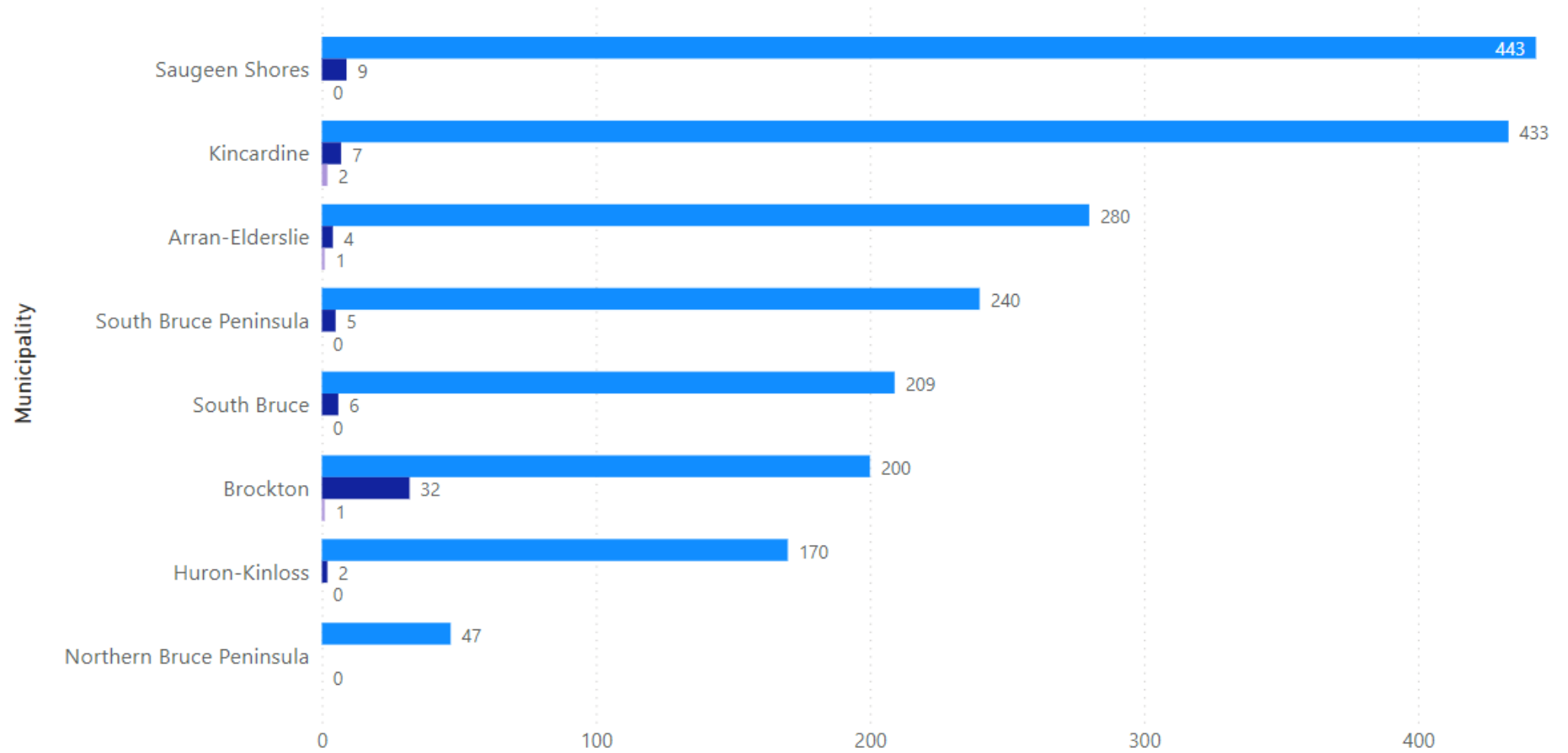
● Resolved Count ● Active Count ● New



Resolved and Active Cases by Municipality

Bruce County

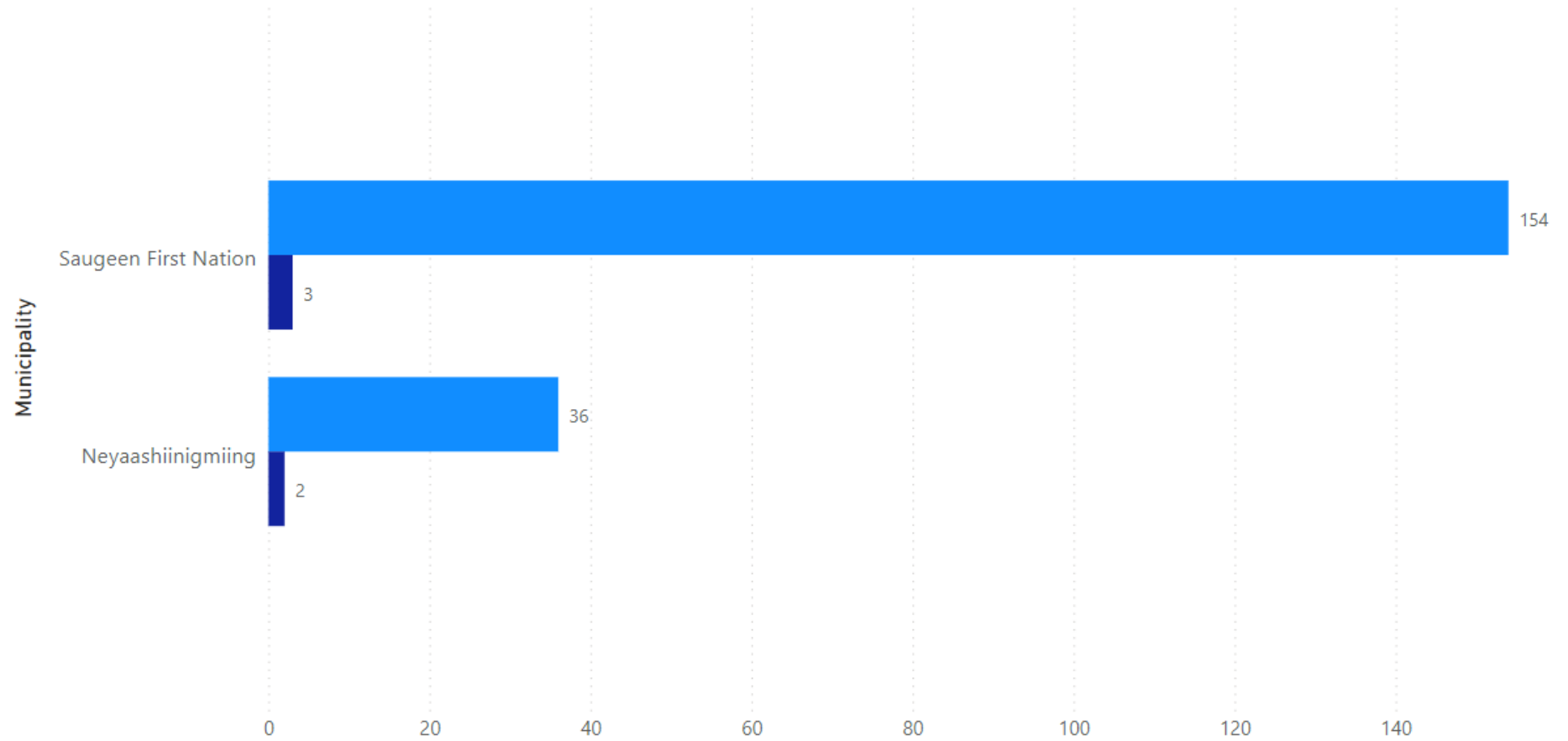
● Resolved Count ● Active Count ● New



Resolved and Active Cases by Municipality

First Nation Communities

● Resolved Count ● Active Count





Situation Report #694 COVID-19

Grey Bruce Health Unit | Incident Management System

February 9, 2022

Current Situation:, [Public Health Measures](#), [COVID-19 Vaccines for Grey Bruce](#), [COVID-19 Vaccine for Ontario](#)

Follow the 3 W's – Wash hands frequently, Watch distance (ideally 6ft), and Wear face covering correctly, and the 2 A's – Avoid Crowds and Arrange for outdoor activities instead of indoors whenever possible.

STAY HOME IF SICK

Case counts and vaccine data is taken from GBHU Epidemiological Reports as of 23:59 hrs, February 8, 2022:

All data is preliminary and subject to change. Future situation reports will be updated accordingly.

- 25 new cases reported in past 24 hours in Grey Bruce:
 - Please note – New cases reported are not an accurate representation of caseloads in the community due to **recent [changes in testing in Ontario](#)**.
 - New cases only represent [those that are eligible to be tested](#).
 - Please practice safely to [prevent COVID-19](#) at all times
- 5800 Confirmed Cases
- 153 active cases
- 5601 resolved cases
- 5 confirmed local active cases hospitalized in Grey Bruce due to COVID-19
 - 3 confirmed cases from Grey Bruce are hospitalized outside of Grey Bruce due to COVID-19 (These numbers are reported to Public Health by Grey-Bruce Hospitals on confirmed COVID-19 cases admitted for treatment attributed to COVID-19 infection)
- 29 deaths in Grey Bruce
 - +1 death related to a Grey Bruce resident that acquired the infection and was treated outside of Grey Bruce
 - +9 deaths related to Grey Bruce residents that acquired the infection in Grey Bruce however passed away outside of Grey Bruce
 - Local and Provincial data may not align as cases with unconfirmed cause of death are not included above but are included in the Provincial data.
- 442 cases reported in health care workers; reports health care workers living in Grey Bruce and working both in and outside Grey Bruce

Active Outbreaks

- 0 Facility(ies) in COVID-19 outbreak. Reported in [Hospitals](#)
- 4 Facility(ies) in COVID-19 outbreak. Reported in [Long-Term Care/Retirement Homes](#)
 - Rockwood Terrace Long Term Care – Durham
 - Kelso Pines Retirement Home – Owen Sound
 - Maple Court Retirement Home – Walkerton

- Grey Gables Long-Term Care – Markdale

Vaccine – for detailed information please visit [Website and Dashboard](#)

- 347,145 Total Doses of COVID-19 vaccine administered in Grey and Bruce
- 1,574 Doses given within the past week

Future Vaccination Planning: [Vaccine Schedule](#)

- Appointments are recommended; however, walk-ins are available at all public health vaccine clinics.
- All individuals seeking a fourth dose must provide proof of eligibility – official referral/note from your primary care provider, prescription, or prescription bottle.
- See Vaccine Clinics – details at [Vaccine Schedule](#) (Make sure to scroll to the proper page of the schedule)
- [COVID-19 Vaccines \(publichealthgreybruce.on.ca\)](#)
- [Getting Your COVID-19 Vaccine \(publichealthgreybruce.on.ca\)](#)
- [Youth and COVID-19 Vaccines \(publichealthgreybruce.on.ca\)](#)

Actions Taken In the Past 24 Hours:

- GBHU COVID-19 Team continue with case and contact management, reporting, and responding to COVID-19 related calls. Contact tracing exceeds provincial targets with 100% of all cases contacted within 24 hours
- GBHU Team continue to ensure essential public health activities not related to COVID-19

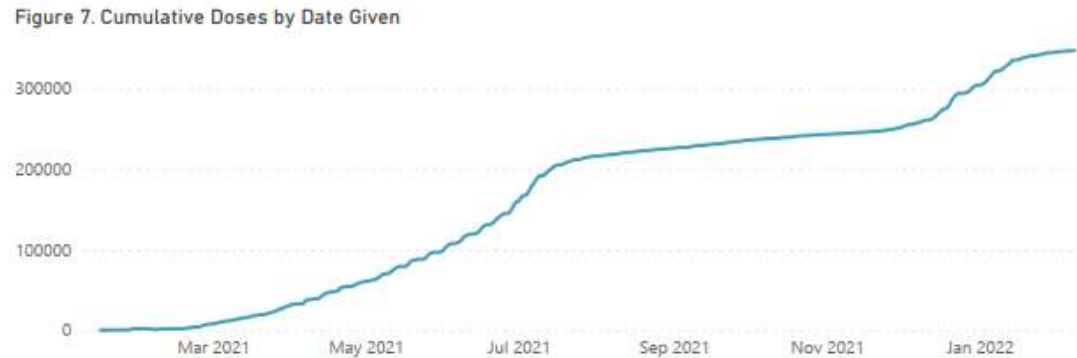
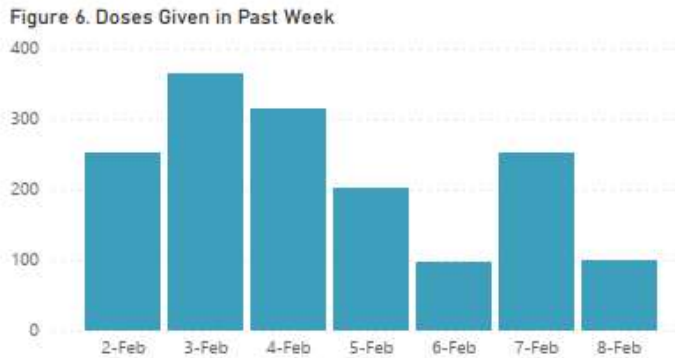
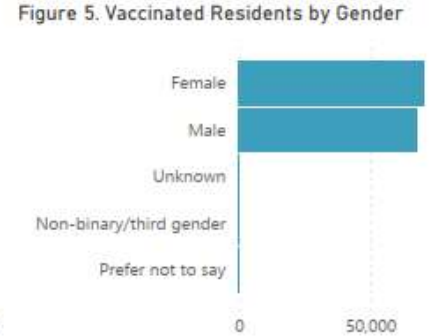
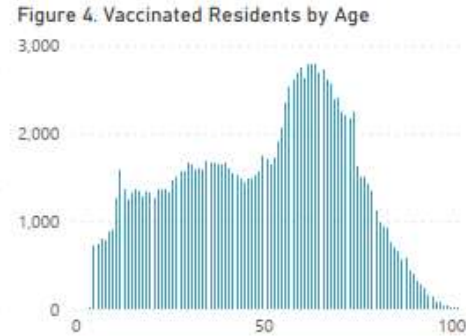
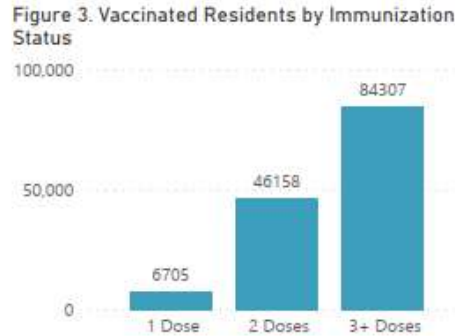
Provincial COVID-19 Data - <https://covid-19.ontario.ca/data>

Media Relations

Media inquiries should be directed to Communications@publichealthgreybruce.on.ca 519-376-9420 or 1-800-263-3456 ext. 3940

[VACCINE DATA OVERVIEW](#)

GREY BRUCE COVID-19 VACCINATION OVERVIEW



Data notes: Figures 1, 2, 6, and 7 represent COVID-19 vaccines administered in the Grey Bruce Health Region, both by the Grey Bruce Health Unit and participating partner organizations. These figures include all doses administered in Grey Bruce, regardless of whether they were given to Grey Bruce residents. These include first, second and any subsequent doses, and do not represent a unique count of individuals. Figures 3, 4, and 5 represent residents of Grey Bruce, who have received one or more doses of a COVID-19 vaccine, regardless of where the vaccine was received. Data source: data extracted from COVax-ON via IntelliHEALTH.

Data last refreshed February 9, 2022. Data are refreshed daily on weekdays and are current up to 11:59 PM on the previous day.

GREY BRUCE COVID-19 VACCINATION COVERAGE



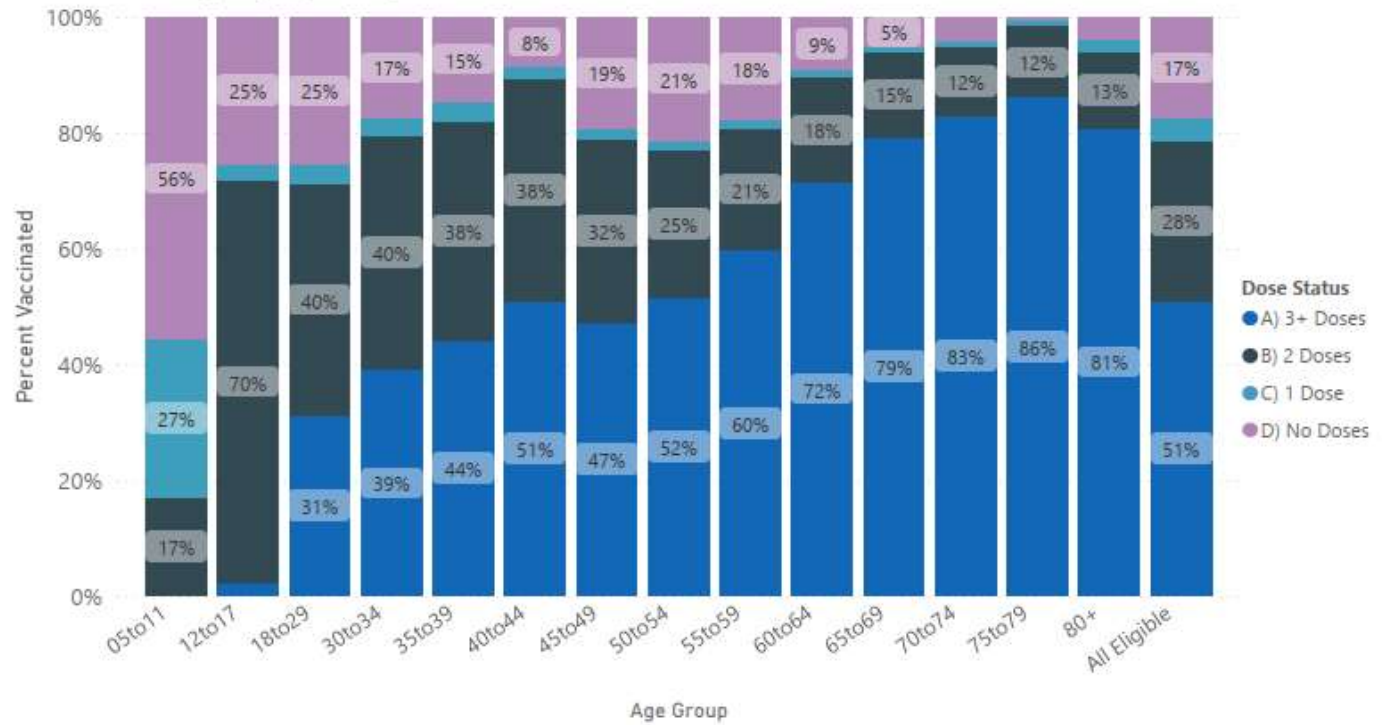
% Eligible Population (5+) with At Least 1 Dose
82.7%

% Eligible Population (5+) with At Least 2 Doses
78.7%

% Total Population with At Least 1 Dose
78.4%

% Total Population with At Least 2 Doses
74.6%

Vaccine Coverage by Age Group and Number of Doses Received

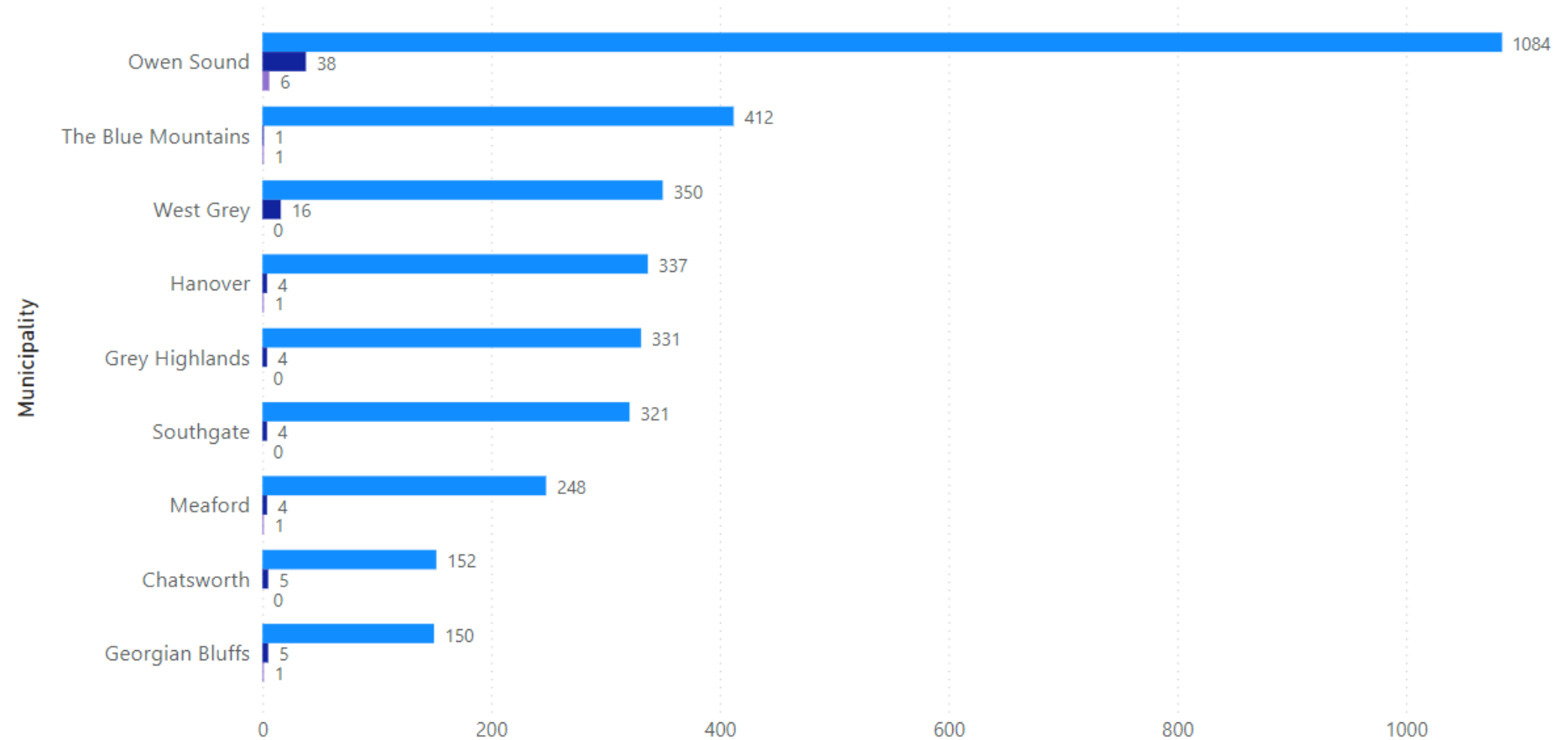


Data notes: Population coverage estimates represent residents of Grey Bruce who have received one or more doses of a COVID-19 vaccine, regardless of where the vaccine was received.
 Data source: Number of vaccinated clients extracted from COVax-ON via IntelliHEALTH. Population estimates: Statistics Canada for 2020, Ontario Ministry of Finance Population Projections by Census Division.
 Note that labels in the figure 'Vaccine Coverage by Age Group and Number of Doses Received' may not be visible if the percentage is small.
 Data last refreshed February 9, 2022. Data are refreshed daily on weekdays and are current up to 11:59 PM on the previous day.

Resolved and Active Cases by Municipality

Grey County

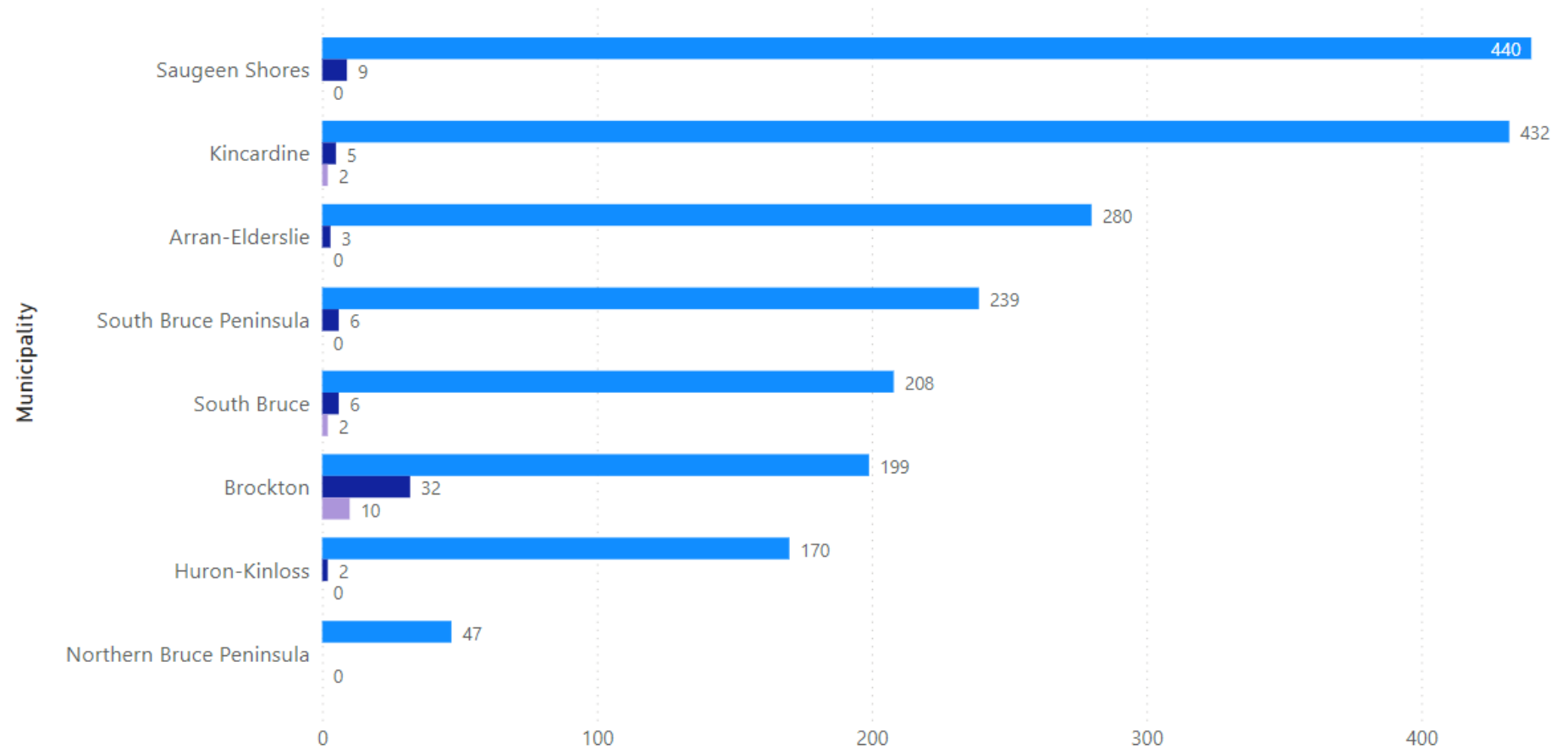
● Resolved Count ● Active Count ● New



Resolved and Active Cases by Municipality

Bruce County

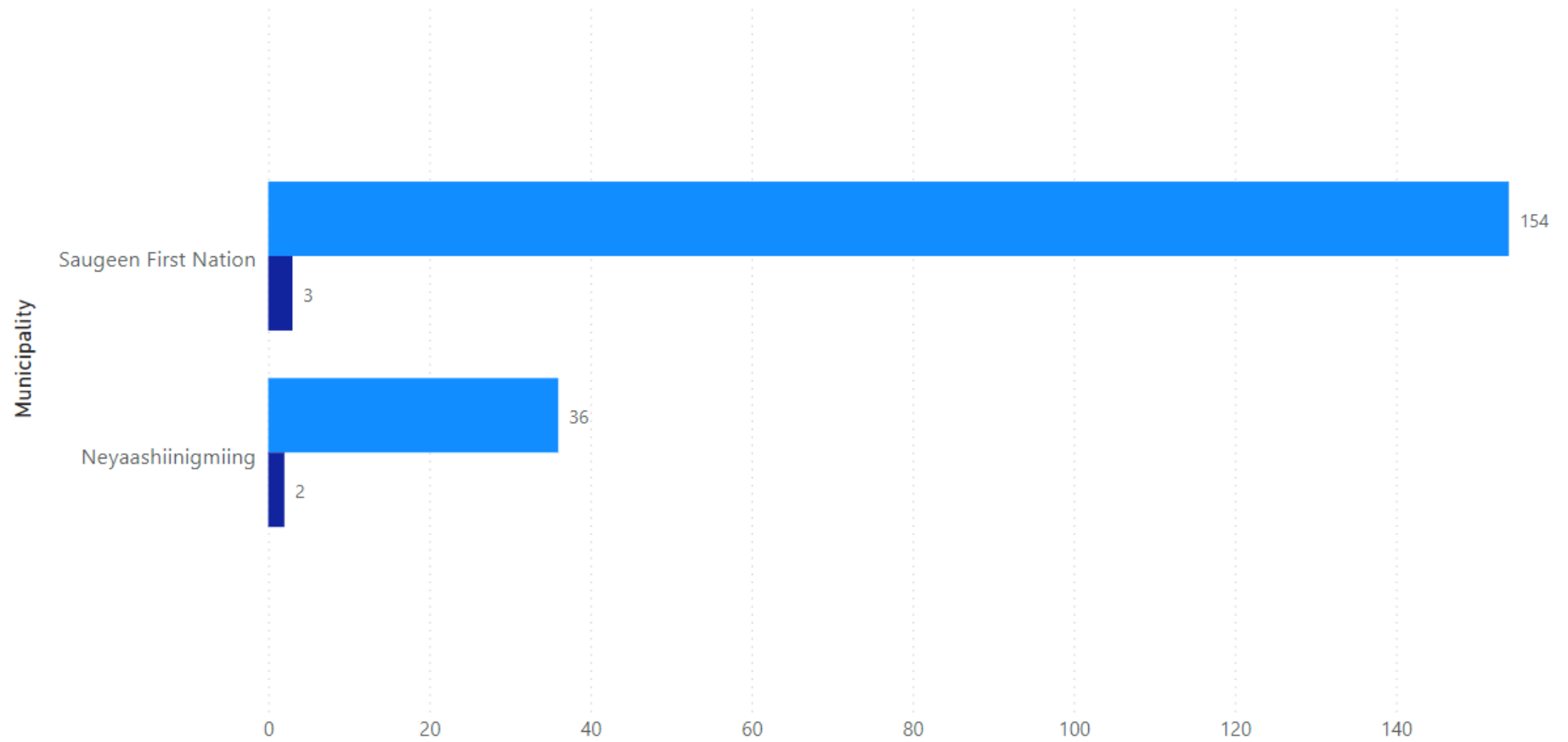
● Resolved Count ● Active Count ● New



Resolved and Active Cases by Municipality

First Nation Communities

● Resolved Count ● Active Count





Situation Report #693 COVID-19

Grey Bruce Health Unit | Incident Management System

February 8, 2022

Current Situation:, [Public Health Measures](#), [COVID-19 Vaccines for Grey Bruce](#), [COVID-19 Vaccine for Ontario](#)

Follow the 3 W's – Wash hands frequently, Watch distance (ideally 6ft), and Wear face covering correctly, and the 2 A's – Avoid Crowds and Arrange for outdoor activities instead of indoors whenever possible.

STAY HOME IF SICK

Case counts and vaccine data is taken from GBHU Epidemiological Reports as of 23:59 hrs, February 7, 2022:

All data is preliminary and subject to change. Future situation reports will be updated accordingly.

- 23 new cases reported in past 24 hours in Grey Bruce:
 - Please note – New cases reported are not an accurate representation of caseloads in the community due to recent [changes in testing in Ontario](#).
 - New cases only represent [those that are eligible to be tested](#).
 - Please practice safely to [prevent COVID-19](#) at all times
- 5773 Confirmed Cases
- 168 active cases
- 5563 resolved cases
- 7 confirmed local active cases hospitalized in Grey Bruce due to COVID-19
 - 3 confirmed cases from Grey Bruce are hospitalized outside of Grey Bruce due to COVID-19 (These numbers are reported to Public Health by Grey-Bruce Hospitals on confirmed COVID-19 cases admitted for treatment attributed to COVID-19 infection)
- **29** deaths in Grey Bruce
 - +1 death related to a Grey Bruce resident that acquired the infection and was treated outside of Grey Bruce
 - +**9** deaths related to Grey Bruce residents that acquired the infection in Grey Bruce however passed away outside of Grey Bruce
 - Local and Provincial data may not align as cases with unconfirmed cause of death are not included above but are included in the Provincial data.
- 442 cases reported in health care workers; reports health care workers living in Grey Bruce and working both in and outside Grey Bruce

Active Outbreaks

- 0 Facility(ies) in COVID-19 outbreak. Reported in [Hospitals](#)
- 4 Facility(ies) in COVID-19 outbreak. Reported in [Long-Term Care/Retirement Homes](#)
 - Rockwood Terrace Long Term Care – Durham

- Lee Manor – Owen Sound – Declared over Feb 8, 2022
- Kelso Pines Retirement Home – Owen Sound
- Maple Court Retirement Home – Walkerton
- Grey Gables Long-Term Care – Markdale

Vaccine – for detailed information please visit [Website and Dashboard](#)

- 347,001 Total Doses of COVID-19 vaccine administered in Grey and Bruce
- 1,755 Doses given within the past week

Future Vaccination Planning: [Vaccine Schedule](#)

- Appointments are recommended; however, walk-ins are available at all public health vaccine clinics.
- All individuals seeking a fourth dose must provide proof of eligibility – official referral/note from your primary care provider, prescription, or prescription bottle.
- See Vaccine Clinics – details at [Vaccine Schedule](#) (Make sure to scroll to the proper page of the schedule)
- [COVID-19 Vaccines \(publichealthgreybruce.on.ca\)](#)
- [Getting Your COVID-19 Vaccine \(publichealthgreybruce.on.ca\)](#)
- [Youth and COVID-19 Vaccines \(publichealthgreybruce.on.ca\)](#)

Actions Taken In the Past 24 Hours:

- GBHU COVID-19 Team continue with case and contact management, reporting, and responding to COVID-19 related calls. Contact tracing exceeds provincial targets with 100% of all cases contacted within 24 hours
- GBHU Team continue to ensure essential public health activities not related to COVID-19

Provincial COVID-19 Data - <https://covid-19.ontario.ca/data>

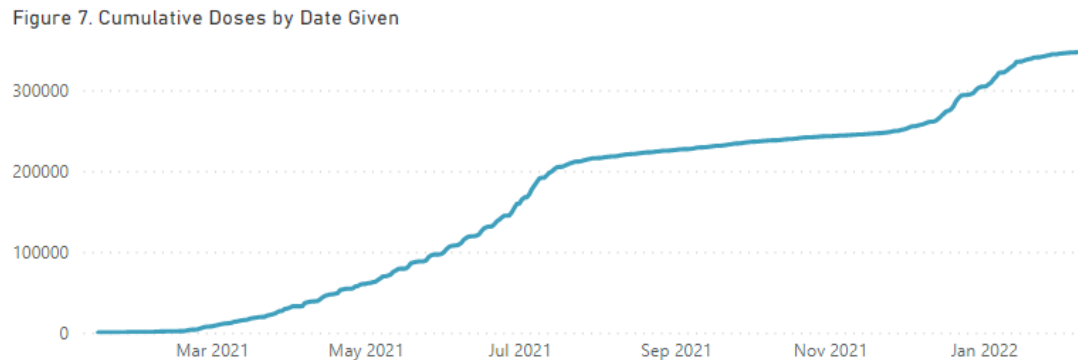
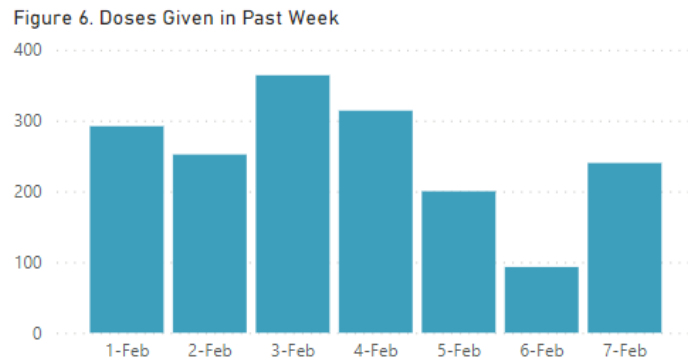
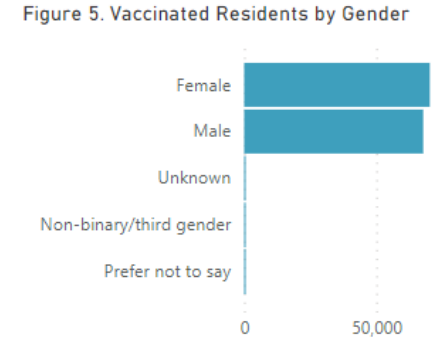
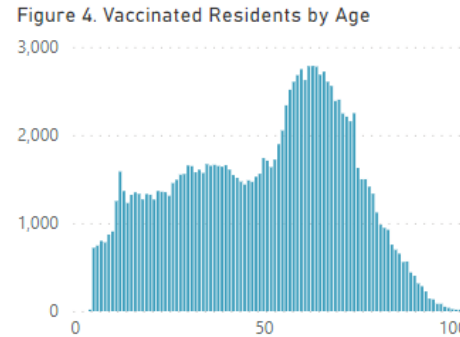
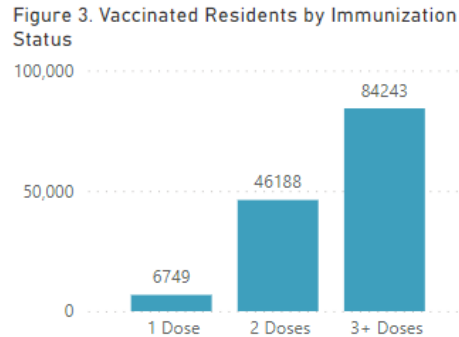
Media Relations

Media inquiries should be directed to Communications@publichealthgreybruce.on.ca 519-376-9420 or 1-800-263-3456 ext. 3940

VACCINE DATA OVERVIEW



GREY BRUCE COVID-19 VACCINATION OVERVIEW



Data notes: Figures 1, 2, 6, and 7 represent COVID-19 vaccines administered in the Grey Bruce Health Region, both by the Grey Bruce Health Unit and participating partner organizations. These figures include all doses administered in Grey Bruce, regardless of whether they were given to Grey Bruce residents. These include first, second and any subsequent doses, and do not represent a unique count of individuals. Figures 3, 4, and 5 represent residents of Grey Bruce, who have received one or more doses of a COVID-19 vaccine, regardless of where the vaccine was received

Data source: data extracted from COVax-ON via IntelliHEALTH.

Data last refreshed February 8, 2022. Data are refreshed daily on weekdays and are current up to 11:59 PM on the previous day.

GREY BRUCE COVID-19 VACCINATION COVERAGE



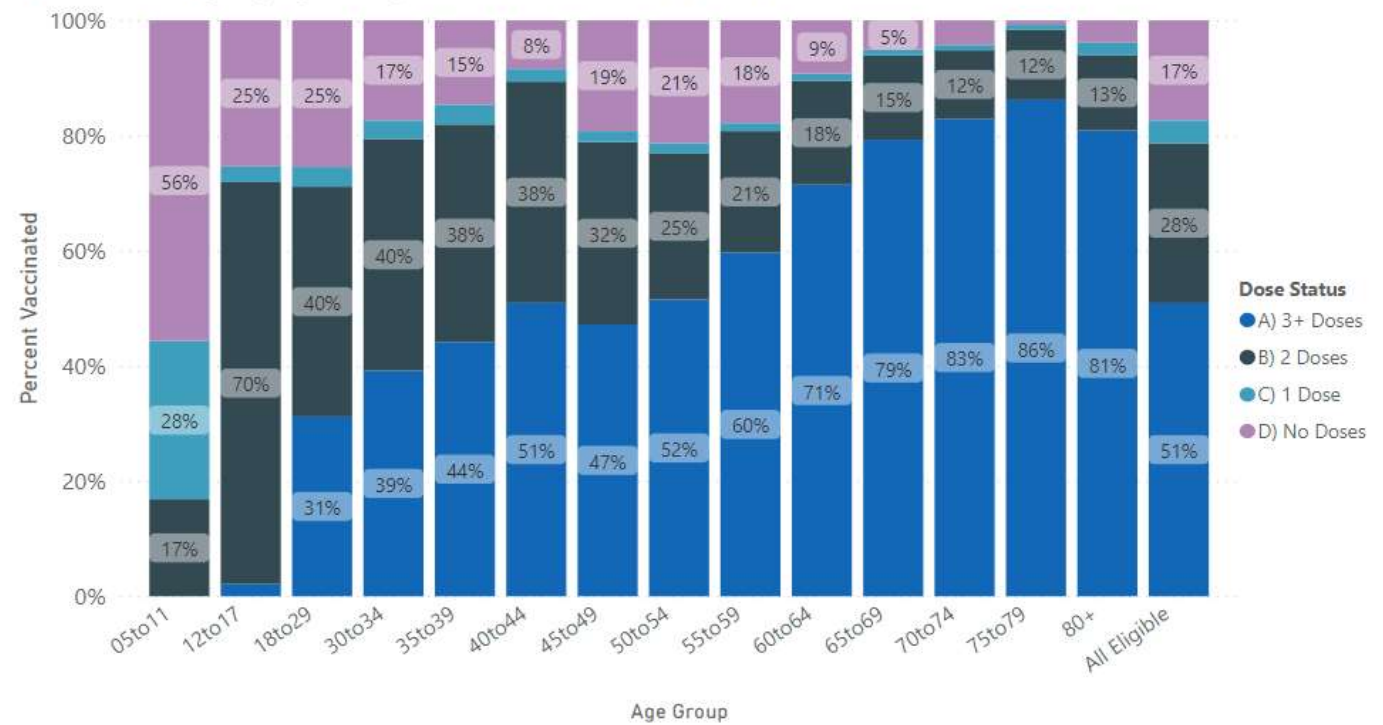
Vaccine Coverage by Age Group and Number of Doses Received

% Eligible Population (5+) with At Least 1 Dose
82.7%

% Eligible Population (5+) with At Least 2 Doses
78.6%

% Total Population with At Least 1 Dose
78.4%

% Total Population with At Least 2 Doses
74.6%

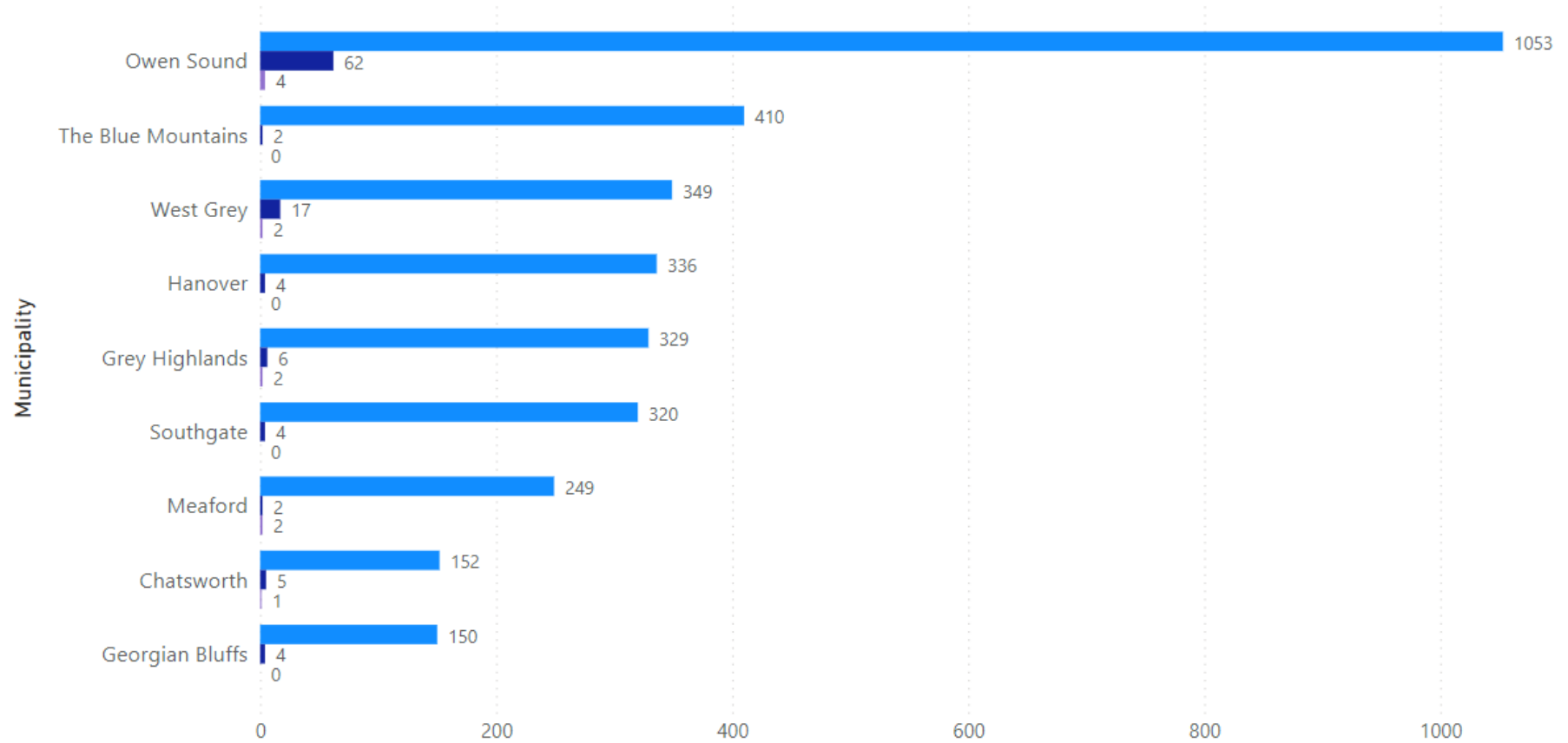


Data notes: Population coverage estimates represent residents of Grey Bruce who have received one or more doses of a COVID-19 vaccine, regardless of where the vaccine was received.
 Data source: Number of vaccinated clients extracted from COVax-ON via IntelliHEALTH. Population estimates: Statistics Canada for 2020, Ontario Ministry of Finance Population Projections by Census Division.
 Note that labels in the figure 'Vaccine Coverage by Age Group and Number of Doses Received' may not be visible if the percentage is small.
 Data last refreshed February 8, 2022. Data are refreshed daily on weekdays and are current up to 11:59 PM on the previous day.

Resolved and Active Cases by Municipality

Grey County

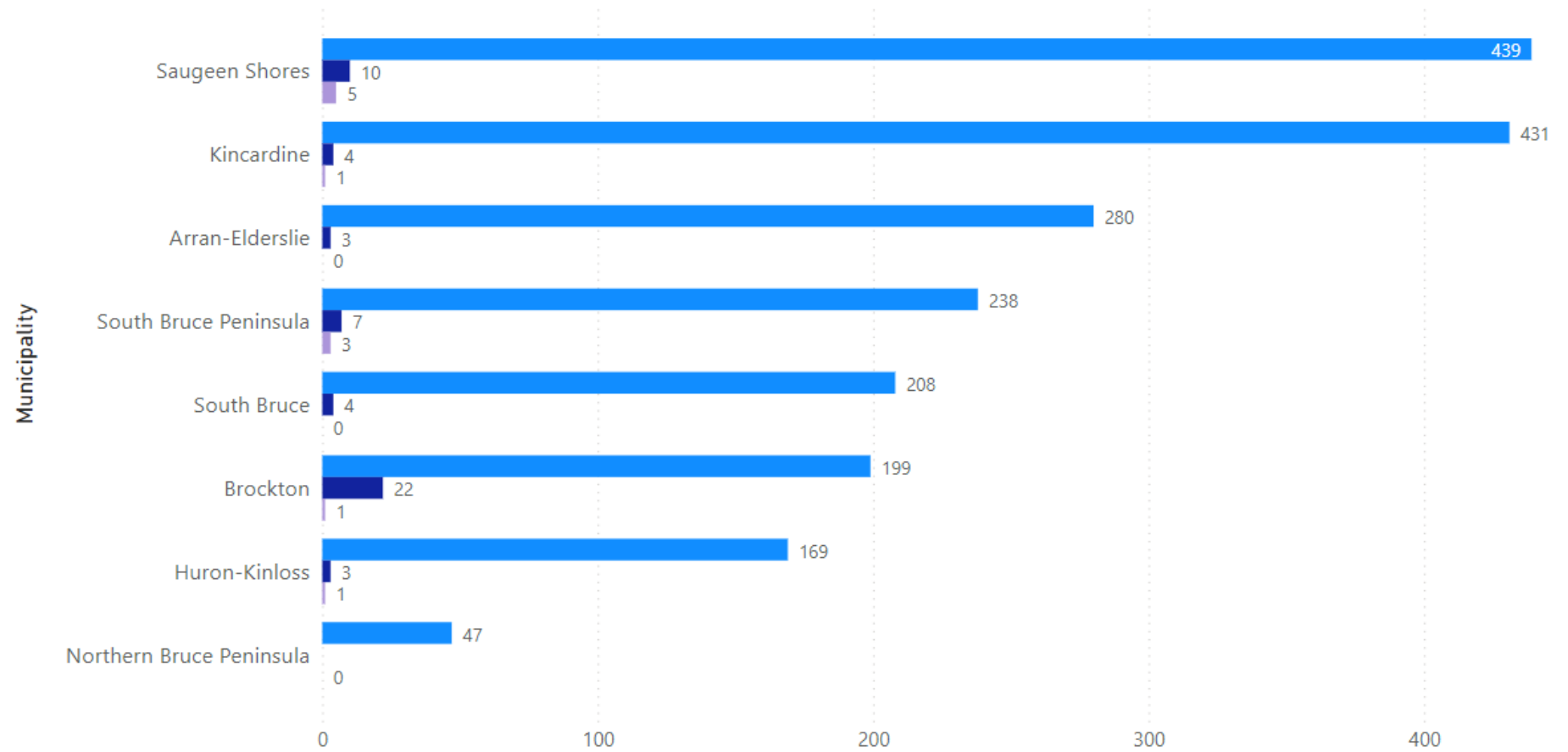
● Resolved Count ● Active Count ● New



Resolved and Active Cases by Municipality

Bruce County

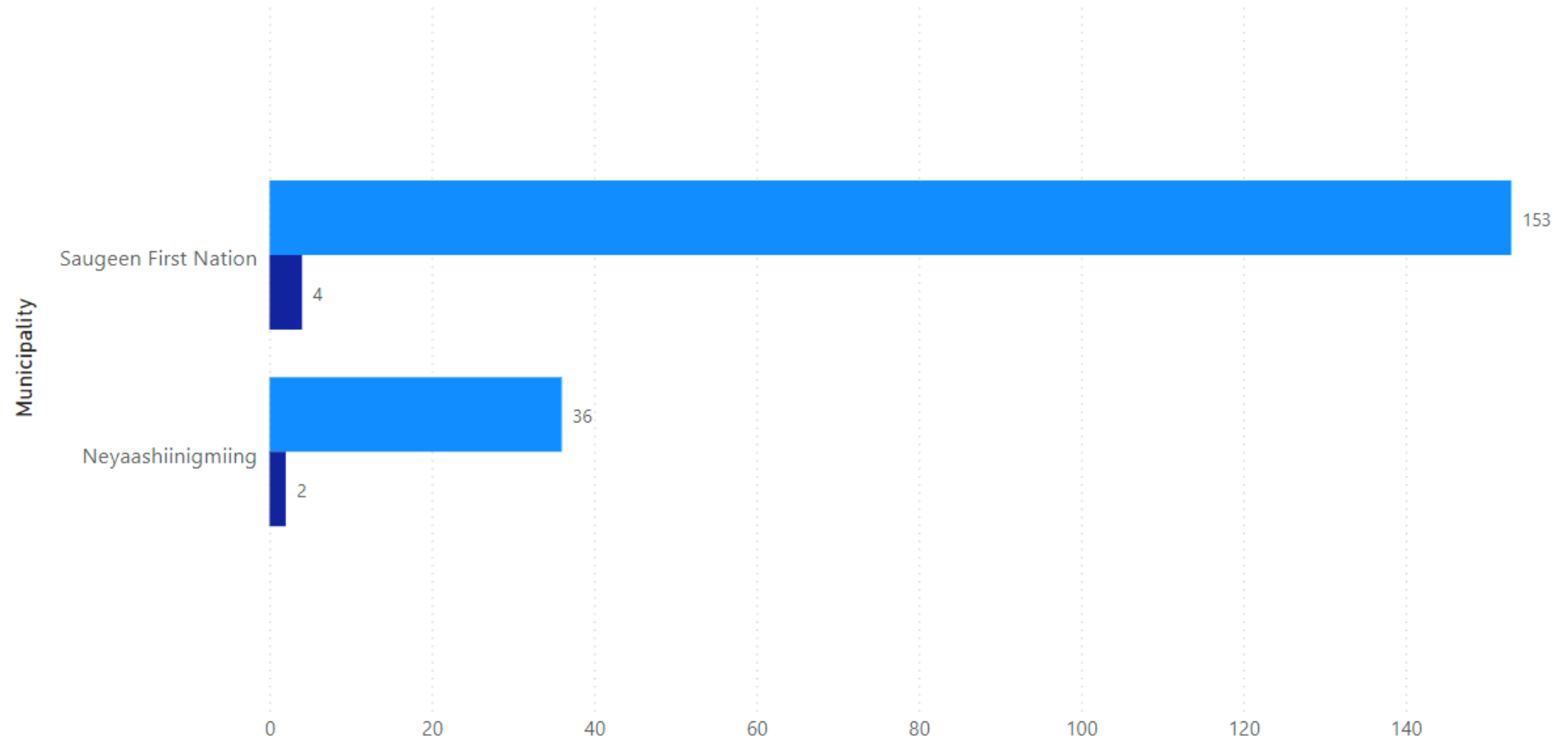
● Resolved Count ● Active Count ● New



Resolved and Active Cases by Municipality

First Nation Communities

● Resolved Count ● Active Count



Situation Report #692 COVID-19

Grey Bruce Health Unit | Incident Management System

February 7, 2022

Current Situation:, [Public Health Measures](#), [COVID-19 Vaccines for Grey Bruce](#), [COVID-19 Vaccine for Ontario](#)

Follow the 3 W's – Wash hands frequently, Watch distance (ideally 6ft), and Wear face covering correctly, and the 2 A's – Avoid Crowds and Arrange for outdoor activities instead of indoors whenever possible.

STAY HOME IF SICK

Case counts and vaccine data is taken from GBHU Epidemiological Reports as of 23:59 hrs, February 6, 2022:

All data is preliminary and subject to change. Future situation reports will be updated accordingly.

- 26 new cases reported in past 24 hours in Grey Bruce:
 - Please note – New cases reported are not an accurate representation of caseloads in the community due to recent [changes in testing in Ontario](#).
 - New cases only represent [those that are eligible to be tested](#).
 - Please practice safely to [prevent COVID-19](#) at all times
- 5746 Confirmed Cases
- 192 active cases
- 5514 resolved cases
- 9 confirmed local active cases hospitalized in Grey Bruce due to COVID-19
 - 3 confirmed cases from Grey Bruce are hospitalized outside of Grey Bruce due to COVID-19 (These numbers are reported to Public Health by Grey-Bruce Hospitals on confirmed COVID-19 cases admitted for treatment attributed to COVID-19 infection)
- 27 deaths in Grey Bruce
 - +1 death related to a Grey Bruce resident that acquired the infection and was treated outside of Grey Bruce
 - +8 deaths related to Grey Bruce residents that acquired the infection in Grey Bruce however passed away outside of Grey Bruce
 - Local and Provincial data may not align as cases with unconfirmed cause of death are not included above but are included in the Provincial data.
- 440 cases reported in health care workers; reports health care workers living in Grey Bruce and working both in and outside Grey Bruce

Active Outbreaks

- 0 Facility(ies) in COVID-19 outbreak. Reported in [Hospitals](#)
- 5 Facility(ies) in COVID-19 outbreak. Reported in [Long-Term Care/Retirement Homes](#)
 - Rockwood Terrace Long Term Care – Durham
 - Lee Manor – Owen Sound
 - Kelso Pines Retirement Home – Owen Sound
 - Maple Court Retirement Home – Walkerton
 - [Grey Gables Long-Term Care – Markdale](#) – New as of January 6, 2022

Vaccine – for detailed information please visit [Website and Dashboard](#)

- 346,733 Total Doses of COVID-19 vaccine administered in Grey and Bruce
- 2,289 Doses given within the past week

Future Vaccination Planning: [Vaccine Schedule](#)

- Appointments are recommended; however, walk-ins are available at all public health vaccine clinics.
- All individuals seeking a fourth dose must provide proof of eligibility – official referral/note from your primary care provider, prescription, or prescription bottle.
- See Vaccine Clinics – details at [Vaccine Schedule](#) (Make sure to scroll to the proper page of the schedule)
- [COVID-19 Vaccines \(publichealthgreybruce.on.ca\)](#)
- [Getting Your COVID-19 Vaccine \(publichealthgreybruce.on.ca\)](#)
- [Youth and COVID-19 Vaccines \(publichealthgreybruce.on.ca\)](#)

Actions Taken In the Past 24 Hours:

- Media Release - [GBHU Vaccine Clinics February 7 – February 13](#)
- GBHU COVID-19 Team continue with case and contact management, reporting, and responding to COVID-19 related calls. Contact tracing exceeds provincial targets with 100% of all cases contacted within 24 hours
- GBHU Team continue to ensure essential public health activities not related to COVID-19

Provincial COVID-19 Data - <https://covid-19.ontario.ca/data>

Media Relations

Media inquiries should be directed to Communications@publichealthgreybruce.on.ca 519-376-9420 or 1-800-263-3456 ext. 3940

[VACCINE DATA OVERVIEW](#)

GREY BRUCE COVID-19 VACCINATION OVERVIEW

Figure 1

346733

Total Doses Given in Grey Bruce

Figure 2

2289

Doses Given in Grey Bruce: Past Week

Figure 3. Vaccinated Residents by Immunization Status

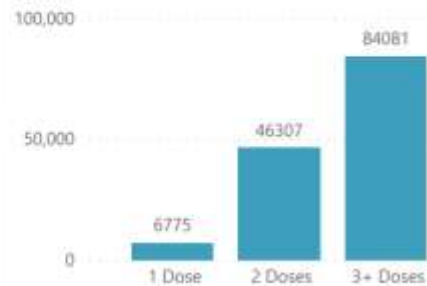


Figure 4. Vaccinated Residents by Age

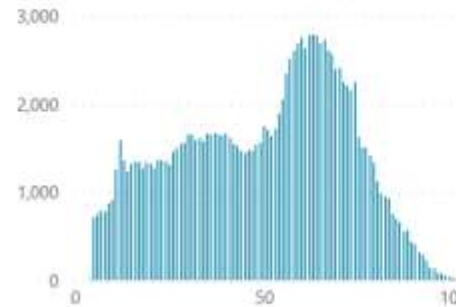


Figure 5. Vaccinated Residents by Gender

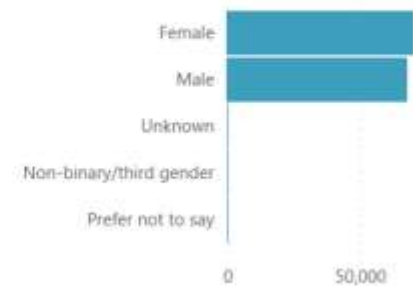


Figure 6. Doses Given in Past Week

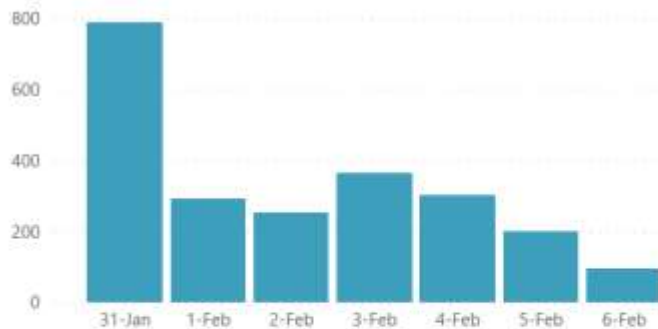
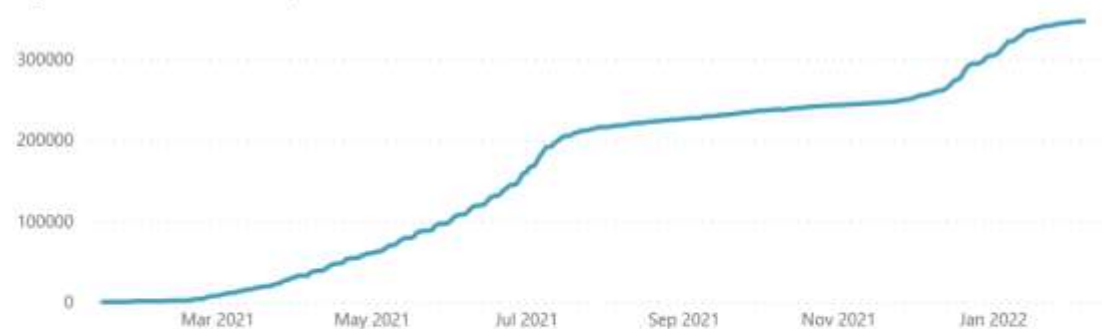


Figure 7. Cumulative Doses by Date Given



Data notes: Figures 1, 2, 6, and 7 represent COVID-19 vaccines administered in the Grey Bruce Health Region, both by the Grey Bruce Health Unit and participating partner organizations. These figures include all doses administered in Grey Bruce, regardless of whether they were given to Grey Bruce residents. These include first, second and any subsequent doses, and do not represent a unique count of individuals. Figures 3, 4, and 5 represent residents of Grey Bruce, who have received one or more doses of a COVID-19 vaccine, regardless of where the vaccine was received. Data source: data extracted from COVax-ON via IntelliHEALTH.

Data last refreshed February 7, 2022. Data are refreshed daily on weekdays and are current up to 11:59 PM on the previous day.

GREY BRUCE COVID-19 VACCINATION COVERAGE



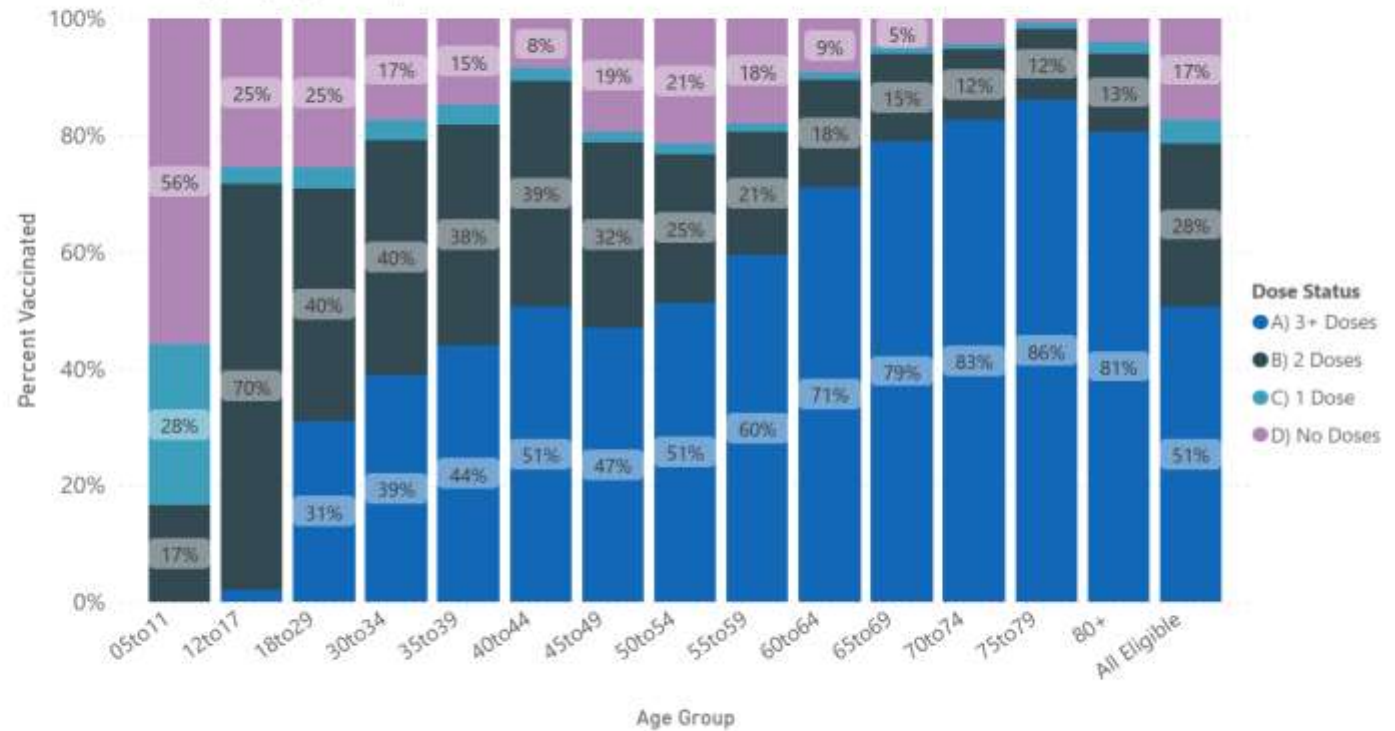
% Eligible Population (5+) with At Least 1 Dose
82.7%

% Eligible Population (5+) with At Least 2 Doses
78.6%

% Total Population with At Least 1 Dose
78.4%

% Total Population with At Least 2 Doses
74.5%

Vaccine Coverage by Age Group and Number of Doses Received

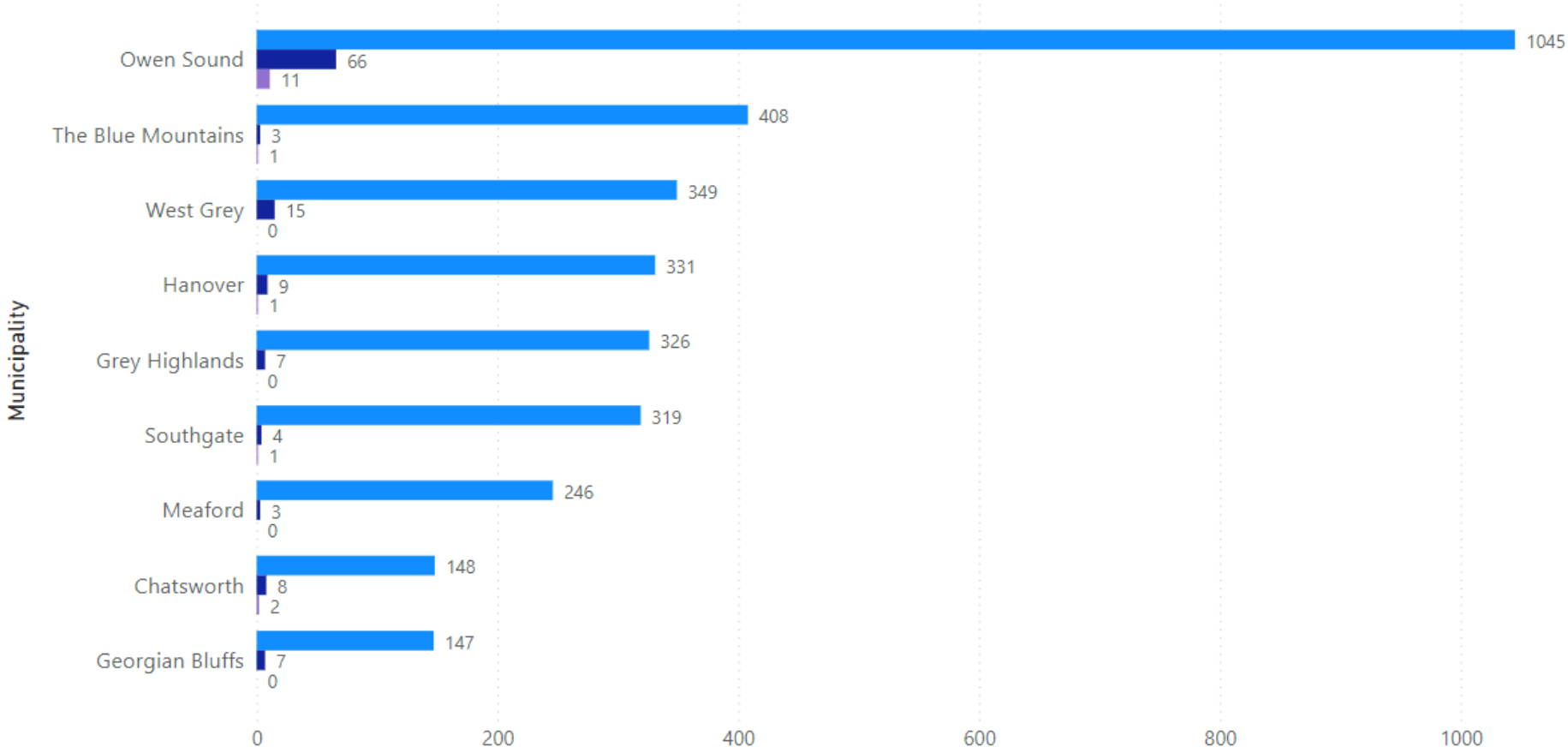


Data notes: Population coverage estimates represent residents of Grey Bruce who have received one or more doses of a COVID-19 vaccine, regardless of where the vaccine was received.
 Data source: Number of vaccinated clients extracted from COVax-ON via IntelliHEALTH. Population estimates: Statistics Canada for 2020, Ontario Ministry of Finance Population Projections by Census Division.
 Note that labels in the figure 'Vaccine Coverage by Age Group and Number of Doses Received' may not be visible if the percentage is small.
 Data last refreshed February 7, 2022. Data are refreshed daily on weekdays and are current up to 11:59 PM on the previous day.

Resolved and Active Cases by Municipality

Grey County

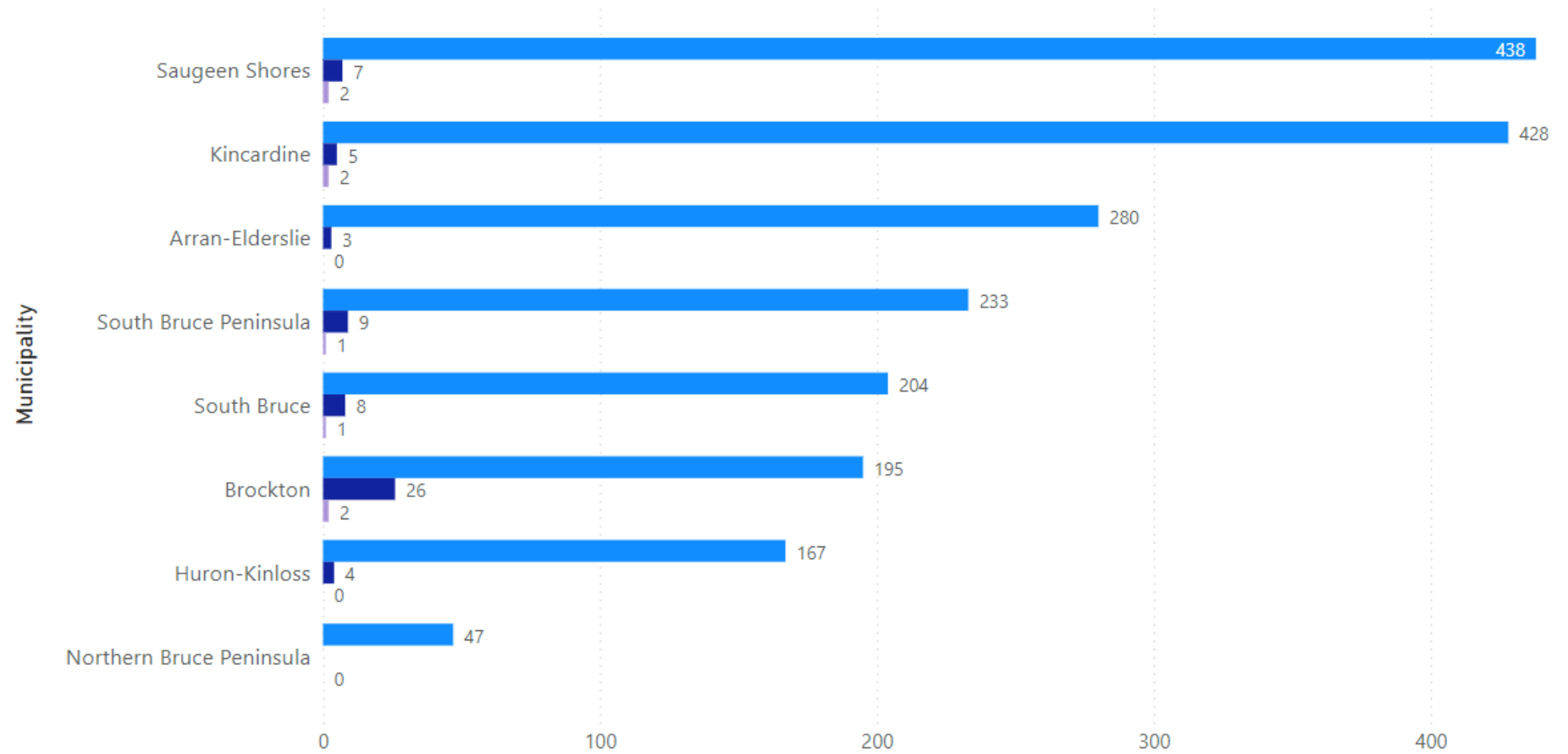
● Resolved Count ● Active Count ● New



Resolved and Active Cases by Municipality

Bruce County

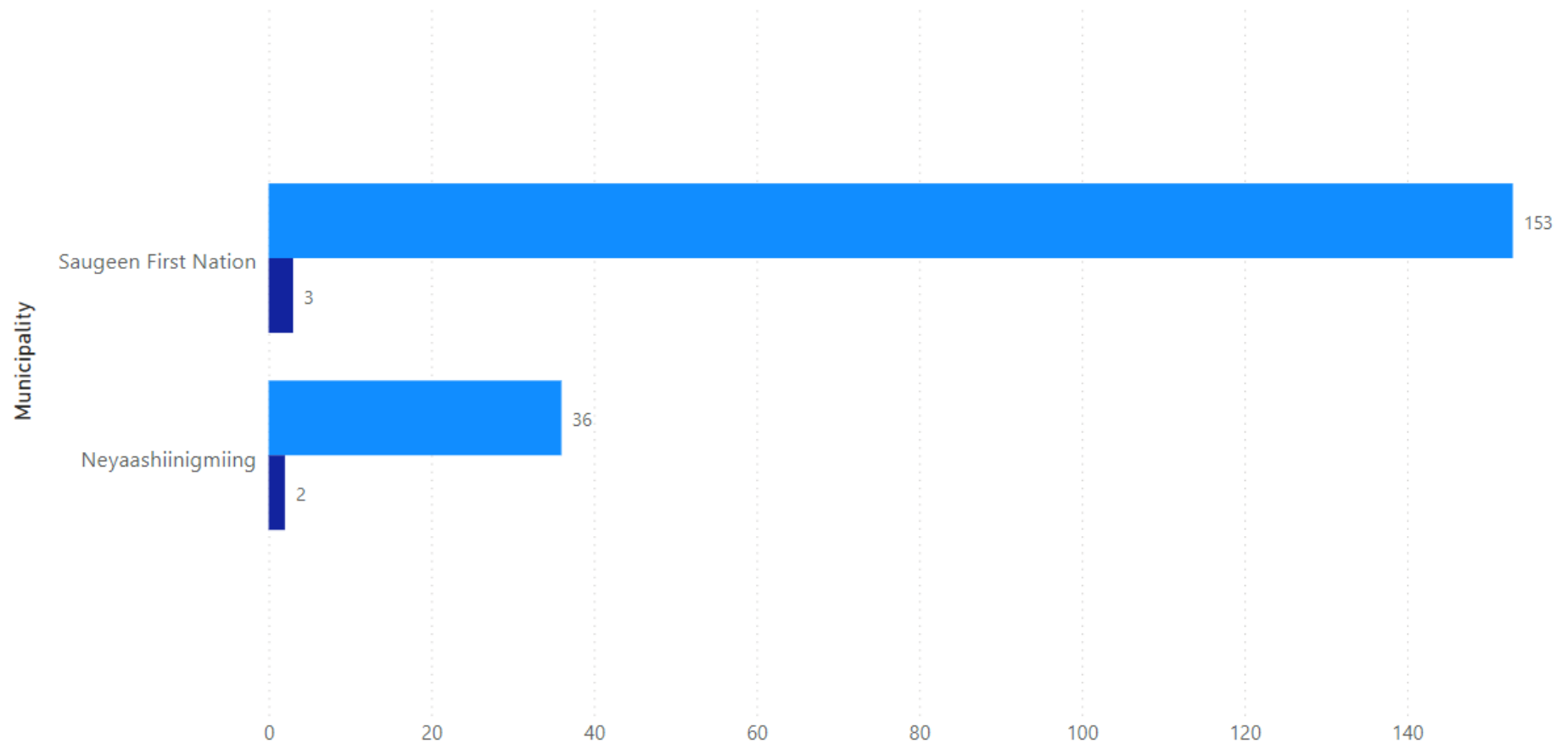
● Resolved Count ● Active Count ● New



Resolved and Active Cases by Municipality

First Nation Communities

● Resolved Count ● Active Count



Situation Report #691 COVID-19

Grey Bruce Health Unit | Incident Management System

February 6, 2022

Current Situation:, [Public Health Measures](#), [COVID-19 Vaccines for Grey Bruce](#), [COVID-19 Vaccine for Ontario](#)
**Follow the 3 W's – Wash hands frequently, Watch distance (ideally 6ft), and Wear face covering correctly, and the 2 A's
- Avoid Crowds and Arrange for outdoor activities instead of indoors whenever possible.**

STAY HOME IF SICK

Case counts and vaccine data is taken from GBHU Epidemiological Reports as of 23:59 hrs, February 5, 2022:

All data is preliminary and subject to change. Future situation reports will be updated accordingly.

- 24 new cases reported in past 24 hours in Grey Bruce:
 - Please note – New cases reported are not an accurate representation of caseloads in the community due to recent [changes in testing in Ontario](#).
 - New cases only represent [those that are eligible to be tested](#).
 - Please practice safely to [prevent COVID-19](#) at all times
- 5720 Confirmed Cases
- 182 active cases
- 5494 resolved cases
- 12 confirmed local active cases hospitalized in Grey Bruce due to COVID-19
 - 3 confirmed cases from Grey Bruce are hospitalized outside of Grey Bruce due to COVID-19 (These numbers are reported to Public Health by Grey-Bruce Hospitals on confirmed COVID-19 cases admitted for treatment attributed to COVID-19 infection)
- 26 deaths in Grey Bruce
 - +1 death related to a Grey Bruce resident that acquired the infection and was treated outside of Grey Bruce
 - +8 deaths related to Grey Bruce residents that acquired the infection in Grey Bruce however passed away outside of Grey Bruce
 - Local and Provincial data may not align as cases with unconfirmed cause of death are not included above but are included in the Provincial data.
- 440 cases reported in health care workers; reports health care workers living in Grey Bruce and working both in and outside Grey Bruce

Active Outbreaks

- 0 Facility(ies) in COVID-19 outbreak. Reported in [Hospitals](#)
- 4 Facility(ies) in COVID-19 outbreak. Reported in [Long-Term Care/Retirement Homes](#)
 - Rockwood Terrace Long Term Care – Durham
 - Lee Manor – Owen Sound
 - Kelso Pines Retirement Home – Owen Sound
 - Maple Court Retirement Home - Walkerton

Vaccine – for detailed information please visit [Website and Dashboard](#)

- 346,111 Total Doses of COVID-19 vaccine administered in Grey and Bruce

- 2,730 Doses given within the past week

Future Vaccination Planning: [Vaccine Schedule](#)

- Appointments are recommended; however, walk-ins are available at all public health vaccine clinics.
- All individuals seeking a fourth dose must provide proof of eligibility – official referral/note from your primary care provider, prescription, or prescription bottle.
- See Vaccine Clinics – details at [Vaccine Schedule](#) (Make sure to scroll to the proper page of the schedule)
- [COVID-19 Vaccines \(publichealthgreybruce.on.ca\)](#)
- [Getting Your COVID-19 Vaccine \(publichealthgreybruce.on.ca\)](#)
- [Youth and COVID-19 Vaccines \(publichealthgreybruce.on.ca\)](#)

Actions Taken In the Past 24 Hours:

- GBHU COVID-19 Team continue with case and contact management, reporting, and responding to COVID-19 related calls. Contact tracing exceeds provincial targets with 100% of all cases contacted within 24 hours
- GBHU Team continue to ensure essential public health activities not related to COVID-19

Provincial COVID-19 Data - <https://covid-19.ontario.ca/data>

Media Relations

Media inquiries should be directed to Communications@publichealthgreybruce.on.ca 519-376-9420 or 1-800-263-3456 ext. 3940

Vaccine Data Overview not available on holidays and weekends. Will be updated on Monday February 7, 2022

Resolved and Active Case by Municipality data not available on holidays and weekends. Will be updated Monday February 7, 2022



Situation Report #690 COVID-19

Grey Bruce Health Unit | Incident Management System

February 5, 2022

Current Situation:, [Public Health Measures](#), [COVID-19 Vaccines for Grey Bruce](#), [COVID-19 Vaccine for Ontario](#)
**Follow the 3 W's – Wash hands frequently, Watch distance (ideally 6ft), and Wear face covering correctly, and the 2 A's
- Avoid Crowds and Arrange for outdoor activities instead of indoors whenever possible.**

STAY HOME IF SICK

Case counts and vaccine data is taken from GBHU Epidemiological Reports as of 23:59 hrs, February 4, 2022:

All data is preliminary and subject to change. Future situation reports will be updated accordingly.

- 19 new cases reported in past 24 hours in Grey Bruce:
 - Please note – New cases reported are not an accurate representation of caseloads in the community due to recent [changes in testing in Ontario](#).
 - New cases only represent [those that are eligible to be tested](#).
 - Please practice safely to [prevent COVID-19](#) at all times
- 5694 Confirmed Cases
- 179 active cases
- 5471 resolved cases
- 12 confirmed local active cases hospitalized in Grey Bruce due to COVID-19
 - 3 confirmed cases from Grey Bruce are hospitalized outside of Grey Bruce due to COVID-19 (These numbers are reported to Public Health by Grey-Bruce Hospitals on confirmed COVID-19 cases admitted for treatment attributed to COVID-19 infection)
- **26** deaths in Grey Bruce
 - +1 death related to a Grey Bruce resident that acquired the infection and was treated outside of Grey Bruce
 - +8 deaths related to Grey Bruce residents that acquired the infection in Grey Bruce however passed away outside of Grey Bruce
 - Local and Provincial data may not align as cases with unconfirmed cause of death are not included above but are included in the Provincial data.
- 440 cases reported in health care workers; reports health care workers living in Grey Bruce and working both in and outside Grey Bruce

Active Outbreaks

- 0 Facility(ies) in COVID-19 outbreak. Reported in [Hospitals](#)
- 4 Facility(ies) in COVID-19 outbreak. Reported in [Long-Term Care/Retirement Homes](#)
 - Rockwood Terrace Long Term Care – Durham
 - **Parkview Manor – Chesley – Declared over on February 5, 2022**
 - Lee Manor – Owen Sound
 - Kelso Pines Retirement Home – Owen Sound
 - Maple Court Retirement Home - Walkerton

Vaccine – for detailed information please visit [Website and Dashboard](#)

- 346,111 Total Doses of COVID-19 vaccine administered in Grey and Bruce
- 2,730 Doses given within the past week

Future Vaccination Planning: [Vaccine Schedule](#)

- Appointments are recommended; however, walk-ins are available at all public health vaccine clinics.
- All individuals seeking a fourth dose must provide proof of eligibility – official referral/note from your primary care provider, prescription, or prescription bottle.
- See Vaccine Clinics – details at [Vaccine Schedule](#) (Make sure to scroll to the proper page of the schedule)
- [COVID-19 Vaccines \(publichealthgreybruce.on.ca\)](#)
- [Getting Your COVID-19 Vaccine \(publichealthgreybruce.on.ca\)](#)
- [Youth and COVID-19 Vaccines \(publichealthgreybruce.on.ca\)](#)

Actions Taken In the Past 24 Hours:

- GBHU COVID-19 Team continue with case and contact management, reporting, and responding to COVID-19 related calls. Contact tracing exceeds provincial targets with 100% of all cases contacted within 24 hours
- GBHU Team continue to ensure essential public health activities not related to COVID-19

Provincial COVID-19 Data - <https://covid-19.ontario.ca/data>

Media Relations

Media inquiries should be directed to Communications@publichealthgreybruce.on.ca 519-376-9420 or 1-800-263-3456 ext. 3940

Vaccine Data Overview not available on holidays and weekends. Will be updated on Monday February 7, 2022

Resolved and Active Case by Municipality data not available on holidays and weekends. Will be updated Monday February 7, 2022



Situation Report #689 COVID-19

Grey Bruce Health Unit | Incident Management System

February 4, 2022

Current Situation:, [Public Health Measures](#), [COVID-19 Vaccines for Grey Bruce](#), [COVID-19 Vaccine for Ontario](#)

Follow the 3 W's – Wash hands frequently, Watch distance (ideally 6ft), and Wear face covering correctly, and the 2 A's – Avoid Crowds and Arrange for outdoor activities instead of indoors whenever possible.

STAY HOME IF SICK

Case counts and vaccine data is taken from GBHU Epidemiological Reports as of 23:59 hrs, February 3, 2022:

All data is preliminary and subject to change. Future situation reports will be updated accordingly.

- 23 new cases reported in past 24 hours in Grey Bruce:
 - Please note – New cases reported are not an accurate representation of caseloads in the community due to **recent [changes in testing in Ontario](#)**.
 - New cases only represent [those that are eligible to be tested](#).
 - Please practice safely to [prevent COVID-19](#) at all times
- 5668 Confirmed Cases
- 206 active cases
- 5423 resolved cases
- 12 confirmed local active cases hospitalized in Grey Bruce due to COVID-19
 - 3 confirmed cases from Grey Bruce are hospitalized outside of Grey Bruce due to COVID-19 (These numbers are reported to Public Health by Grey-Bruce Hospitals on confirmed COVID-19 cases admitted for treatment attributed to COVID-19 infection)
- 25 deaths in Grey Bruce
 - +1 death related to a Grey Bruce resident that acquired the infection and was treated outside of Grey Bruce
 - +8 deaths related to Grey Bruce residents that acquired the infection in Grey Bruce however passed away outside of Grey Bruce
 - Local and Provincial data may not align as cases with unconfirmed cause of death are not included above but are included in the Provincial data.
- 435 cases reported in health care workers; reports health care workers living in Grey Bruce and working both in and outside Grey Bruce

Active Outbreaks

- 0 Facility(ies) in COVID-19 outbreak. Reported in [Hospitals](#)
- 5 Facility(ies) in COVID-19 outbreak. Reported in [Long-Term Care/Retirement Homes](#)
 - Rockwood Terrace Long Term Care – Durham
 - Parkview Manor – Chesley
 - Lee Manor – Owen Sound

- Kelso Pines Retirement Home – Owen Sound
- Maple Court Retirement Home - Walkerton

Vaccine – for detailed information please visit [Website and Dashboard](#)

- 346,111 Total Doses of COVID-19 vaccine administered in Grey and Bruce
- 2,730 Doses given within the past week

Future Vaccination Planning: [Vaccine Schedule](#)

- Appointments are recommended; however, walk-ins are available at all public health vaccine clinics.
- All individuals seeking a fourth dose must provide proof of eligibility – official referral/note from your primary care provider, prescription, or prescription bottle.
- See Vaccine Clinics – details at [Vaccine Schedule](#) (Make sure to scroll to the proper page of the schedule)
- [COVID-19 Vaccines \(publichealthgreybruce.on.ca\)](#)
- [Getting Your COVID-19 Vaccine \(publichealthgreybruce.on.ca\)](#)
- [Youth and COVID-19 Vaccines \(publichealthgreybruce.on.ca\)](#)

Actions Taken In the Past 24 Hours:

- GBHU COVID-19 Team continue with case and contact management, reporting, and responding to COVID-19 related calls. Contact tracing exceeds provincial targets with 100% of all cases contacted within 24 hours
- GBHU Team continue to ensure essential public health activities not related to COVID-19

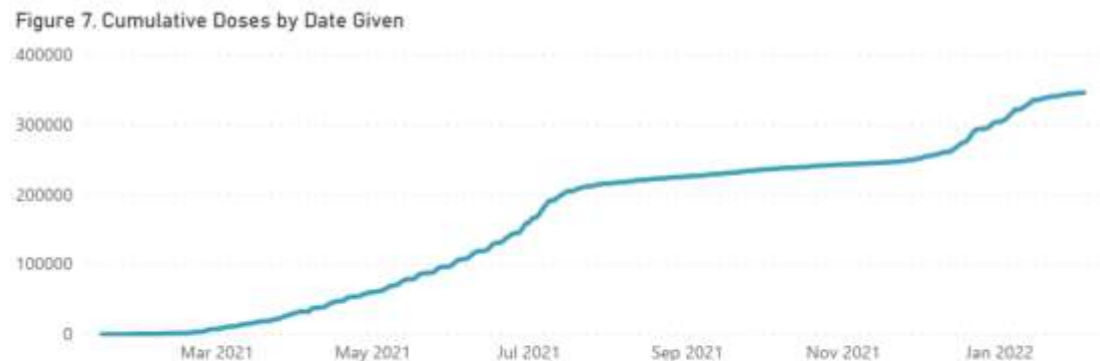
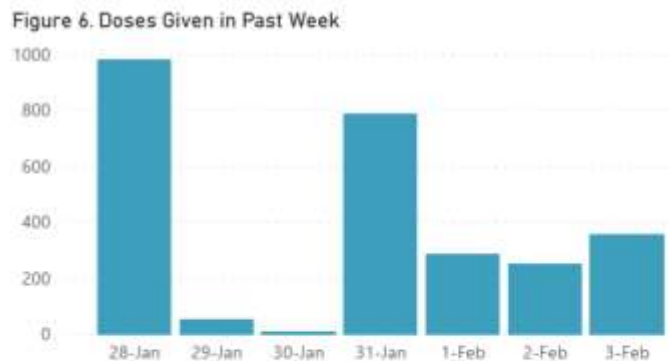
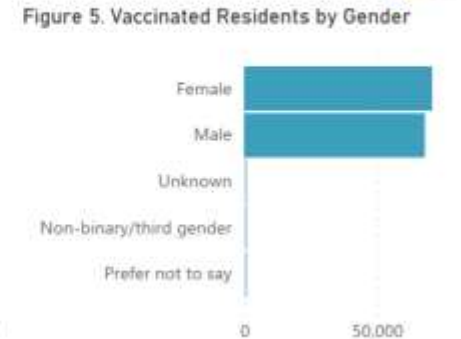
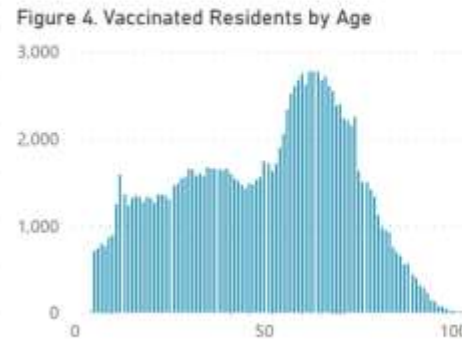
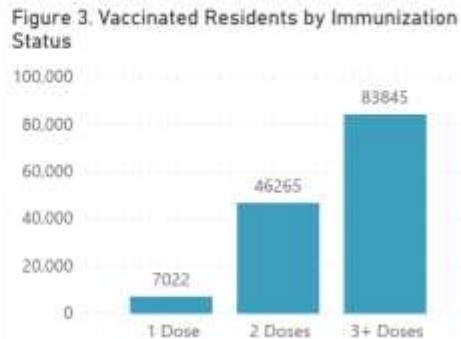
Provincial COVID-19 Data - <https://covid-19.ontario.ca/data>

Media Relations

Media inquiries should be directed to Communications@publichealthgreybruce.on.ca 519-376-9420 or 1-800-263-3456 ext. 3940

[VACCINE DATA OVERVIEW](#)

GREY BRUCE COVID-19 VACCINATION OVERVIEW



Data notes: Figures 1, 2, 6, and 7 represent COVID-19 vaccines administered in the Grey Bruce Health Region, both by the Grey Bruce Health Unit and participating partner organizations. These figures include all doses administered in Grey Bruce, regardless of whether they were given to Grey Bruce residents. These include first, second and any subsequent doses, and do not represent a unique count of individuals. Figures 3, 4, and 5 represent residents of Grey Bruce, who have received one or more doses of a COVID-19 vaccine, regardless of where the vaccine was received. Data source: data extracted from COVax-ON via IntelliHEALTH.

Data last refreshed February 4, 2022. Data are refreshed daily on weekdays and are current up to 11:59 PM on the previous day.

GREY BRUCE COVID-19 VACCINATION COVERAGE

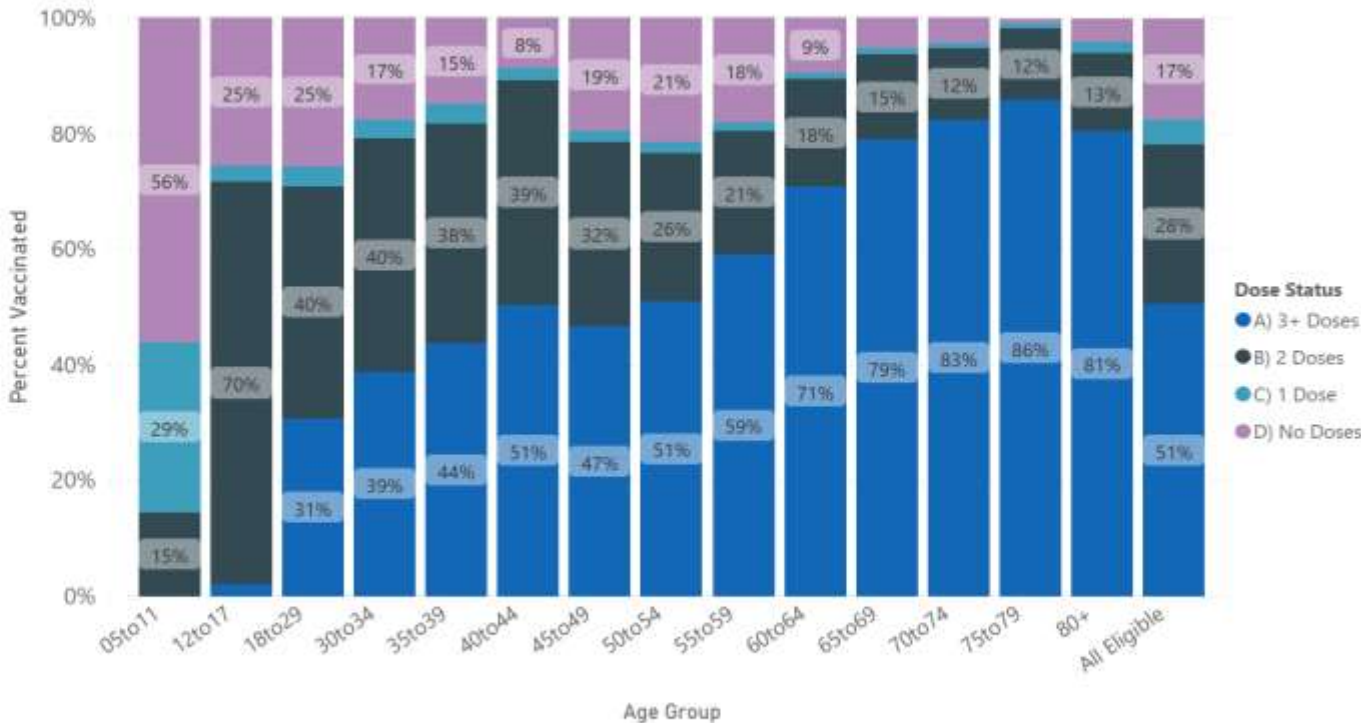
% Eligible Population (5+) with At Least 1 Dose
82.6%

% Eligible Population (5+) with At Least 2 Doses
78.4%

% Total Population with At Least 1 Dose
78.4%

% Total Population with At Least 2 Doses
74.4%

Vaccine Coverage by Age Group and Number of Doses Received

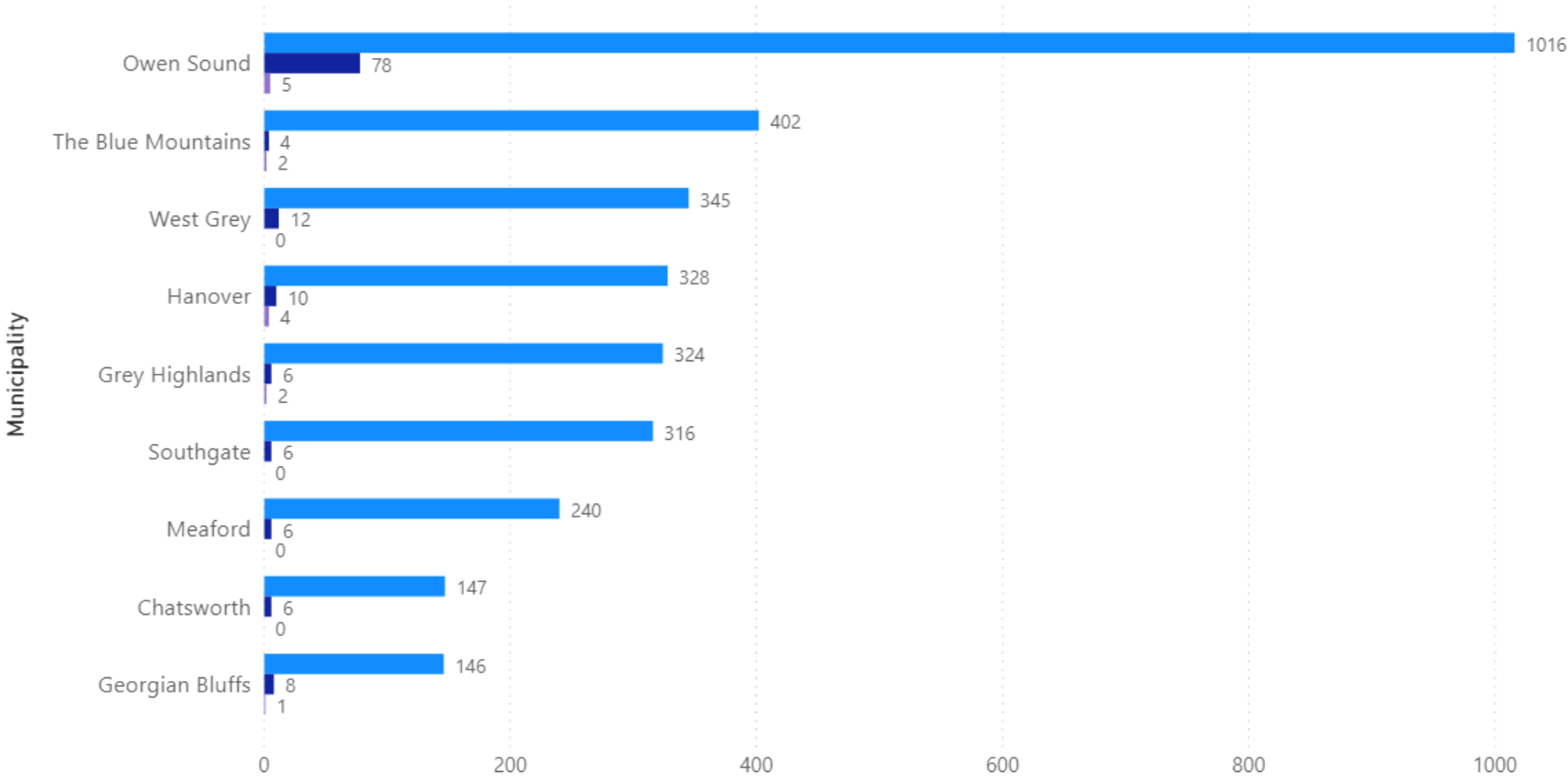


Data notes: Population coverage estimates represent residents of Grey Bruce who have received one or more doses of a COVID-19 vaccine, regardless of where the vaccine was received.
 Data source: Number of vaccinated clients extracted from COVax-ON via IntelliHEALTH. Population estimates: Statistics Canada for 2020, Ontario Ministry of Finance Population Projections by Census Division.
 Note that labels in the figure 'Vaccine Coverage by Age Group and Number of Doses Received' may not be visible if the percentage is small.
 Data last refreshed February 4, 2022. Data are refreshed daily on weekdays and are current up to 11:59 PM on the previous day.

Resolved and Active Cases by Municipality

Grey County

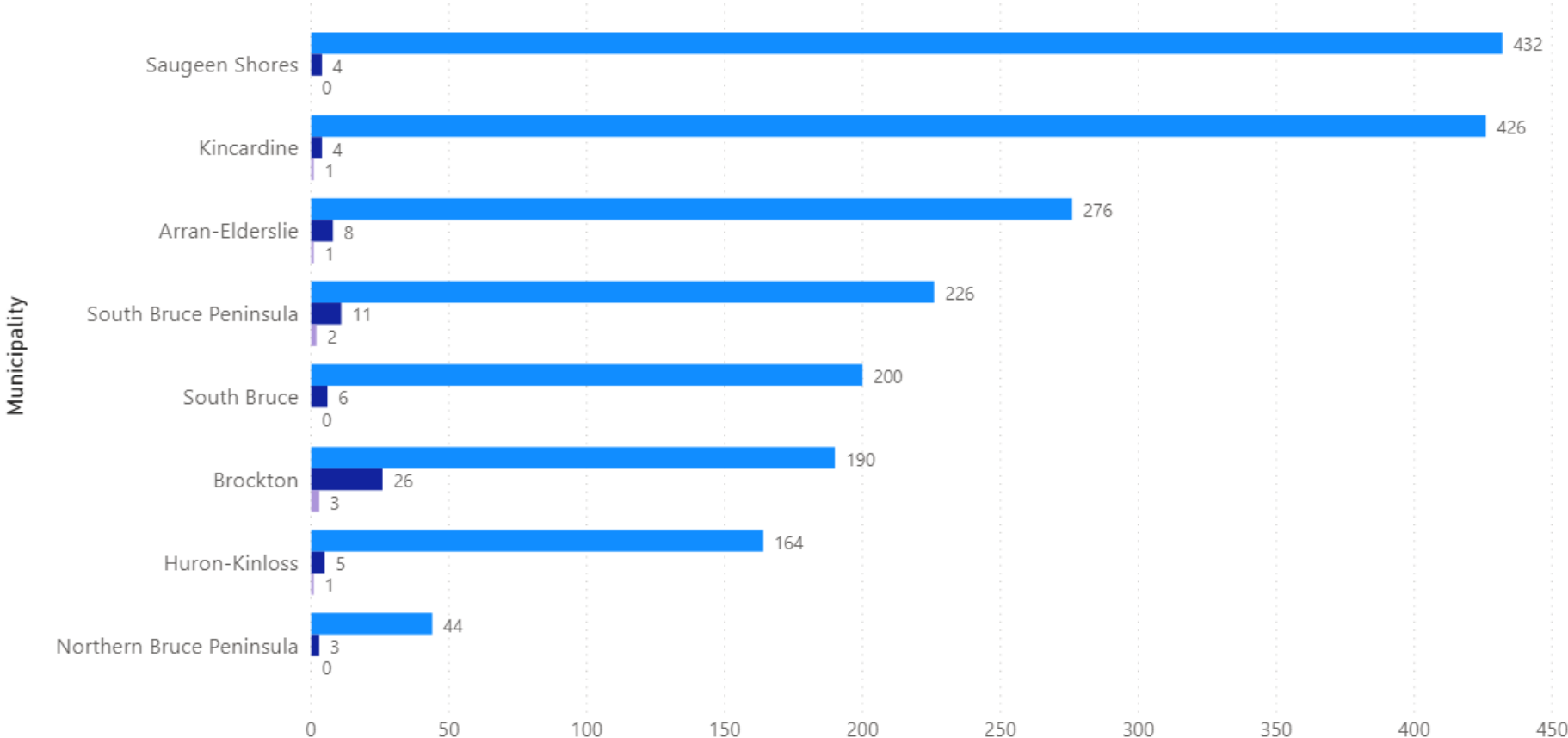
● Resolved Count ● Active Count ● New



Resolved and Active Cases by Municipality

Bruce County

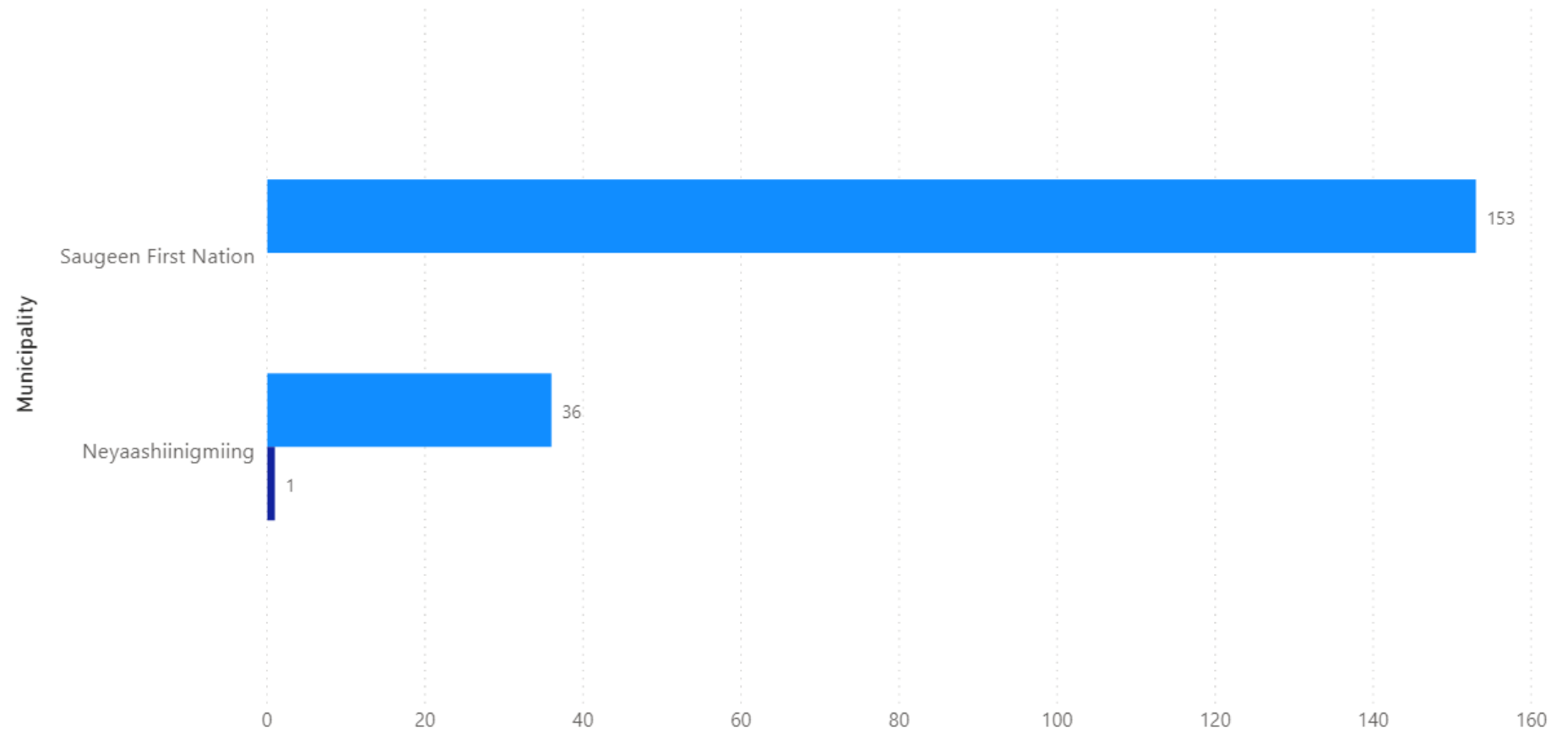
● Resolved Count ● Active Count ● New



Resolved and Active Cases by Municipality

First Nation Communities

● Resolved Count ● Active Count





Situation Report #688 COVID-19

Grey Bruce Health Unit | Incident Management System

February 3, 2022

Current Situation:, [Public Health Measures](#), [COVID-19 Vaccines for Grey Bruce](#), [COVID-19 Vaccine for Ontario](#)

Follow the 3 W's – Wash hands frequently, Watch distance (ideally 6ft), and Wear face covering correctly, and the 2 A's – Avoid Crowds and Arrange for outdoor activities instead of indoors whenever possible.

STAY HOME IF SICK

Case counts and vaccine data is taken from GBHU Epidemiological Reports as of 23:59 hrs, February 2, 2022:

All data is preliminary and subject to change. Future situation reports will be updated accordingly.

- 69 new cases reported in past 24 hours in Grey Bruce:
 - Please note – New cases reported are not an accurate representation of caseloads in the community due to recent [changes in testing in Ontario](#).
 - New cases only represent [those that are eligible to be tested](#).
 - Please practice safely to [prevent COVID-19](#) at all times
- 5640 Confirmed Cases
- 197 active cases
- 5404 resolved cases
- 12 confirmed local active cases hospitalized in Grey Bruce due to COVID-19
 - 4 confirmed cases from Grey Bruce are hospitalized outside of Grey Bruce due to COVID-19 (These numbers are reported to Public Health by Grey-Bruce Hospitals on confirmed COVID-19 cases admitted for treatment attributed to COVID-19 infection)
- 25 deaths in Grey Bruce
 - +1 death related to a Grey Bruce resident that acquired the infection and was treated outside of Grey Bruce
 - +8 deaths related to Grey Bruce residents that acquired the infection in Grey Bruce however passed away outside of Grey Bruce
 - Local and Provincial data may not align as cases with unconfirmed cause of death are not included above but are included in the Provincial data.
- 428 cases reported in health care workers; reports health care workers living in Grey Bruce and working both in and outside Grey Bruce

Active Outbreaks

- 0 Facility(ies) in COVID-19 outbreak. Reported in [Hospitals](#)
- 5 Facility(ies) in COVID-19 outbreak. Reported in [Long-Term Care/Retirement Homes](#)
 - Rockwood Terrace Long Term Care – Durham

- Parkview Manor – Chesley
- Lee Manor – Owen Sound
- Kelso Pines Retirement Home – Owen Sound
- Maple Court Retirement Home - Walkerton

Vaccine – for detailed information please visit [Website and Dashboard](#)

- 345,726 Total Doses of COVID-19 vaccine administered in Grey and Bruce
- 2,932 Doses given within the past week

Future Vaccination Planning: [Vaccine Schedule](#)

- Appointments are recommended; however, walk-ins are available at all public health vaccine clinics.
- All individuals seeking a fourth dose must provide proof of eligibility – official referral/note from your primary care provider, prescription, or prescription bottle.
- See Vaccine Clinics – details at [Vaccine Schedule](#) (Make sure to scroll to the proper page of the schedule)
- [COVID-19 Vaccines \(publichealthgreybruce.on.ca\)](#)
- [Getting Your COVID-19 Vaccine \(publichealthgreybruce.on.ca\)](#)
- [Youth and COVID-19 Vaccines \(publichealthgreybruce.on.ca\)](#)

Actions Taken In the Past 24 Hours:

- GBHU COVID-19 Team continue with case and contact management, reporting, and responding to COVID-19 related calls. Contact tracing exceeds provincial targets with 100% of all cases contacted within 24 hours
- GBHU Team continue to ensure essential public health activities not related to COVID-19

Provincial COVID-19 Data - <https://covid-19.ontario.ca/data>

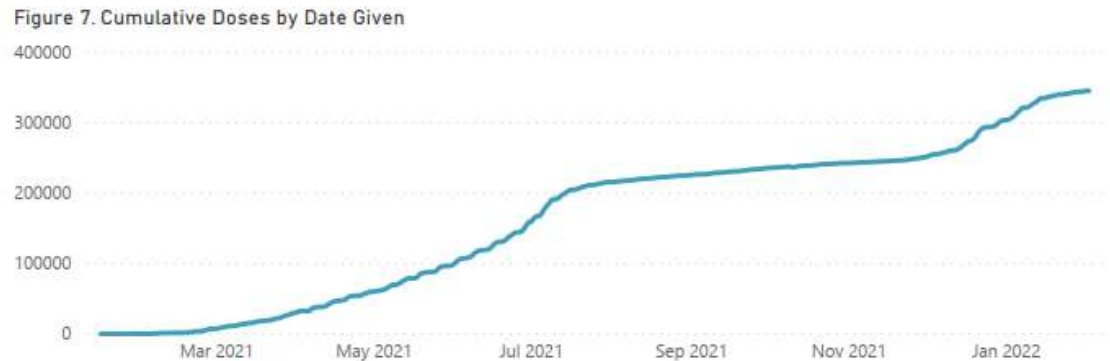
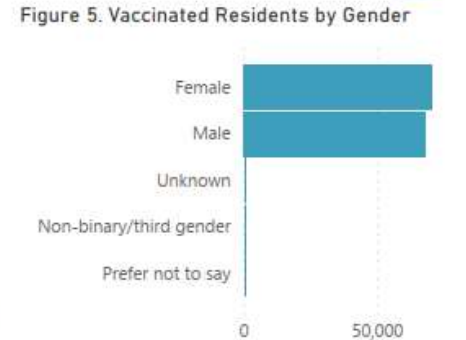
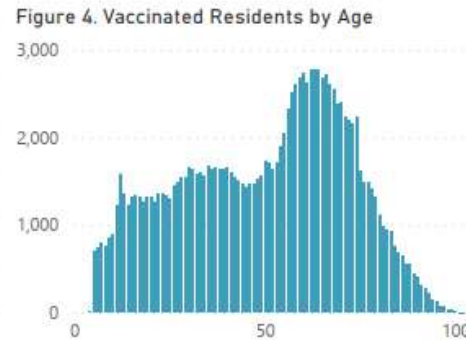
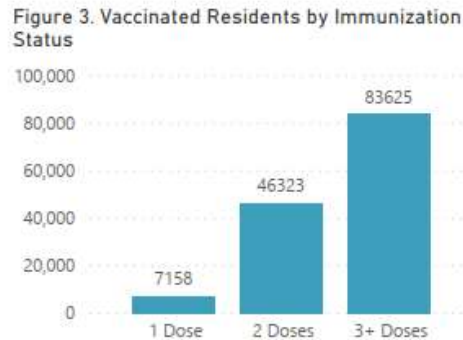
Media Relations

Media inquiries should be directed to Communications@publichealthgreybruce.on.ca 519-376-9420 or 1-800-263-3456 ext. 3940

VACCINE DATA OVERVIEW



GREY BRUCE COVID-19 VACCINATION OVERVIEW



Data notes: Figures 1, 2, 6, and 7 represent COVID-19 vaccines administered in the Grey Bruce Health Region, both by the Grey Bruce Health Unit and participating partner organizations. These figures include all doses administered in Grey Bruce, regardless of whether they were given to Grey Bruce residents. These include first, second and any subsequent doses, and do not represent a unique count of individuals. Figures 3, 4, and 5 represent residents of Grey Bruce, who have received one or more doses of a COVID-19 vaccine, regardless of where the vaccine was received. Data source: data extracted from COVax-ON via IntelliHEALTH.

Data last refreshed February 3, 2022. Data are refreshed daily on weekdays and are current up to 11:59 PM on the previous day.

GREY BRUCE COVID-19 VACCINATION COVERAGE

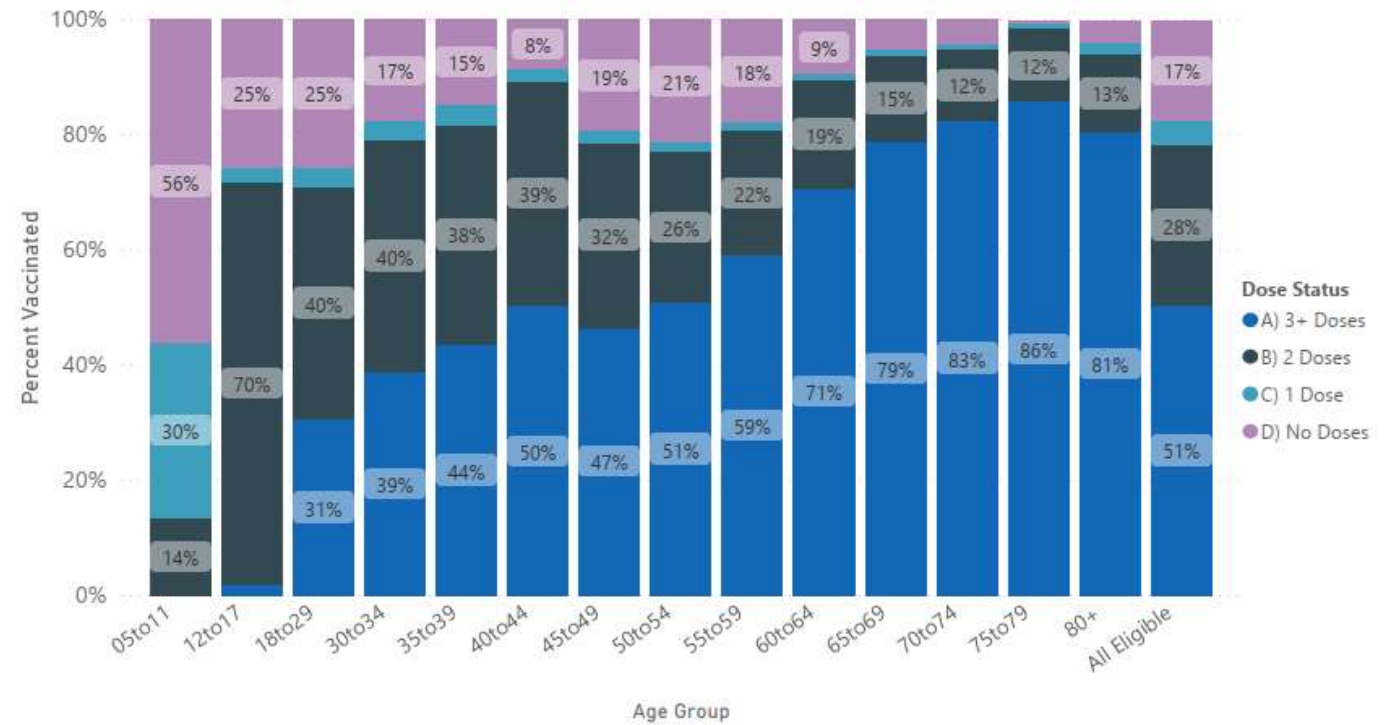
% Eligible Population (5+) with At Least 1 Dose
82.6%

% Eligible Population (5+) with At Least 2 Doses
78.3%

% Total Population with At Least 1 Dose
78.3%

% Total Population with At Least 2 Doses
74.3%

Vaccine Coverage by Age Group and Number of Doses Received

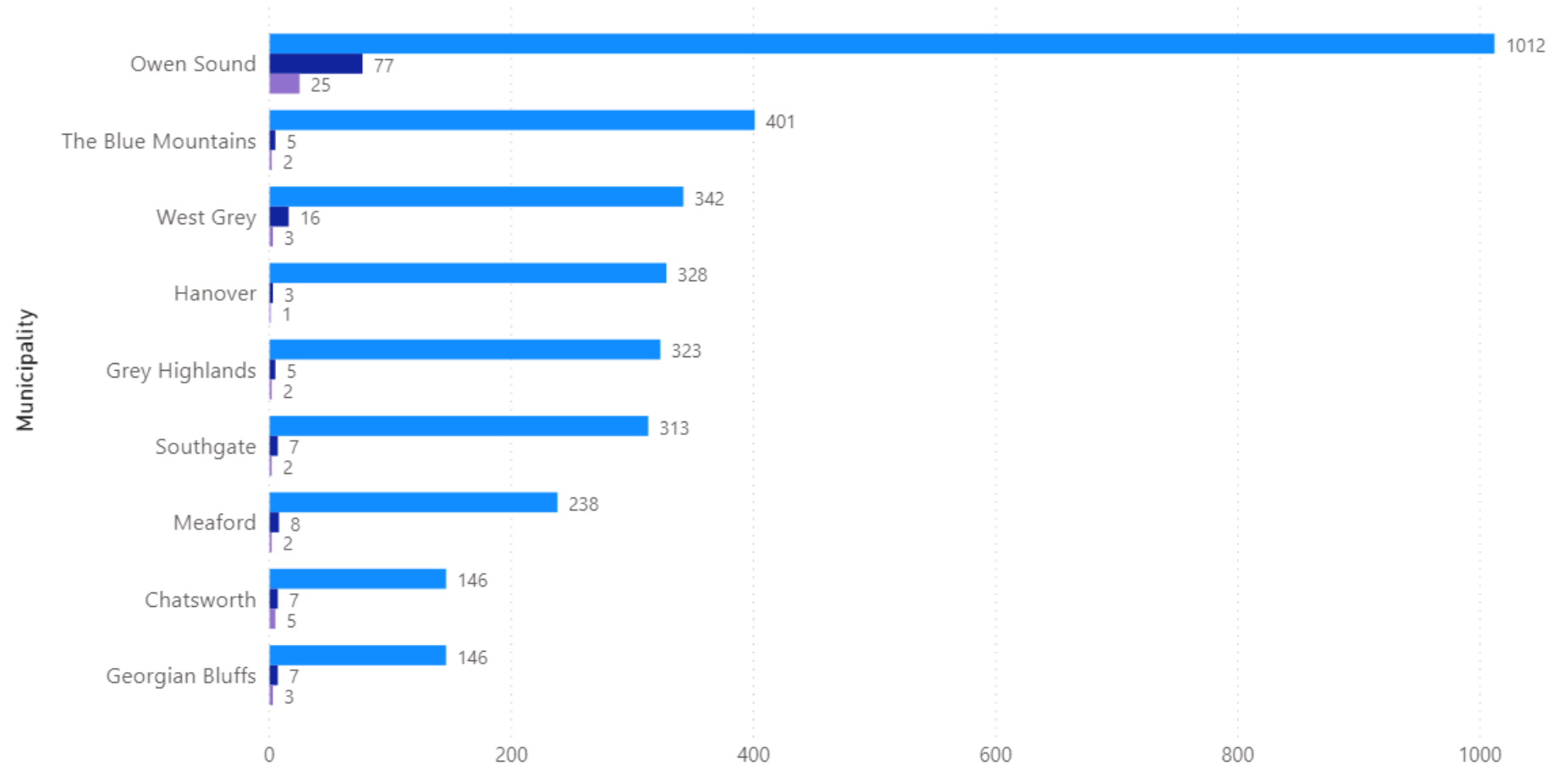


Data notes: Population coverage estimates represent residents of Grey Bruce who have received one or more doses of a COVID-19 vaccine, regardless of where the vaccine was received.
 Data source: Number of vaccinated clients extracted from COVax-ON via IntelliHEALTH. Population estimates: Statistics Canada for 2020, Ontario Ministry of Finance Population Projections by Census Division.
 Note that labels in the figure 'Vaccine Coverage by Age Group and Number of Doses Received' may not be visible if the percentage is small.
 Data last refreshed February 3, 2022. Data are refreshed daily on weekdays and are current up to 11:59 PM on the previous day.

Resolved and Active Cases by Municipality

Grey County

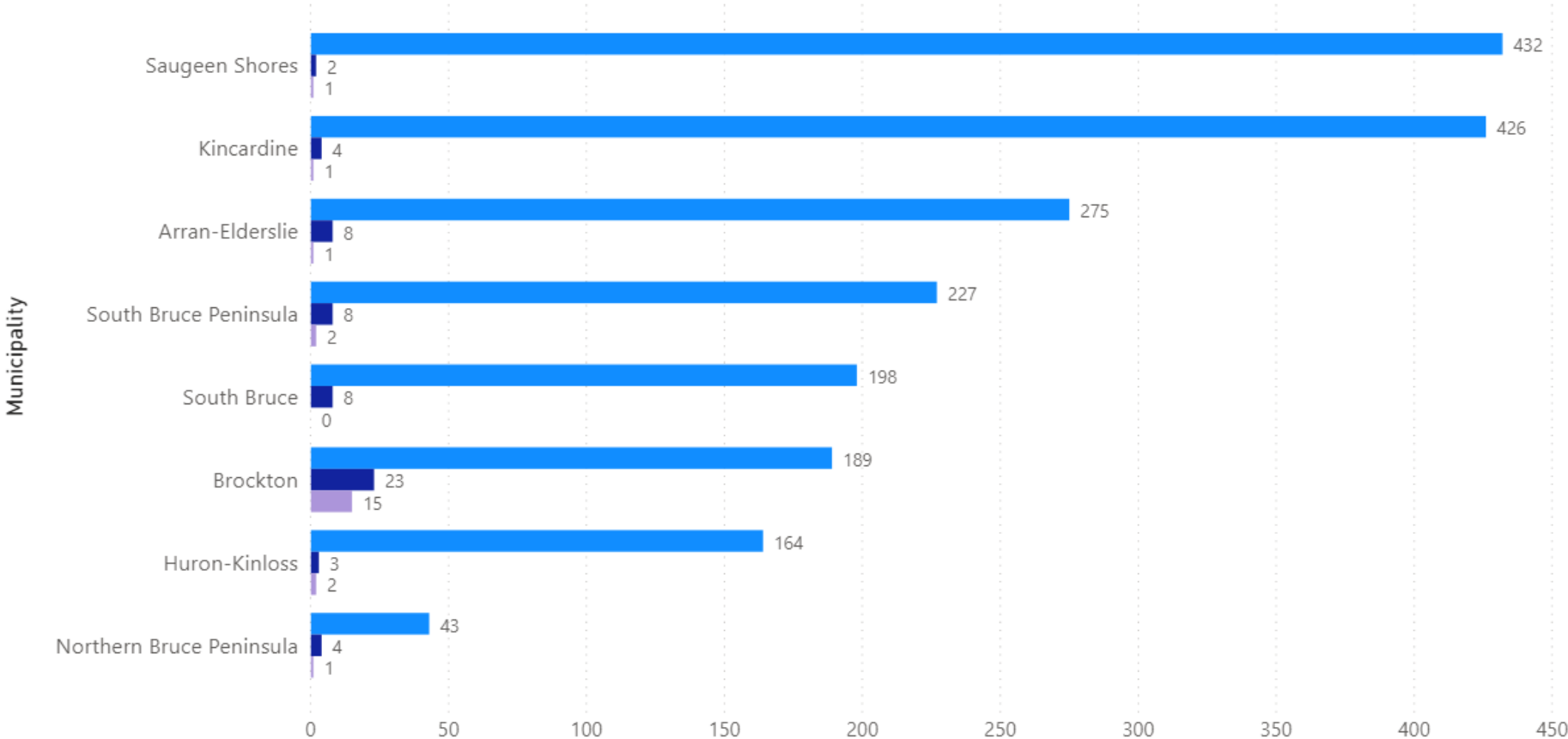
● Resolved Count ● Active Count ● New



Resolved and Active Cases by Municipality

Bruce County

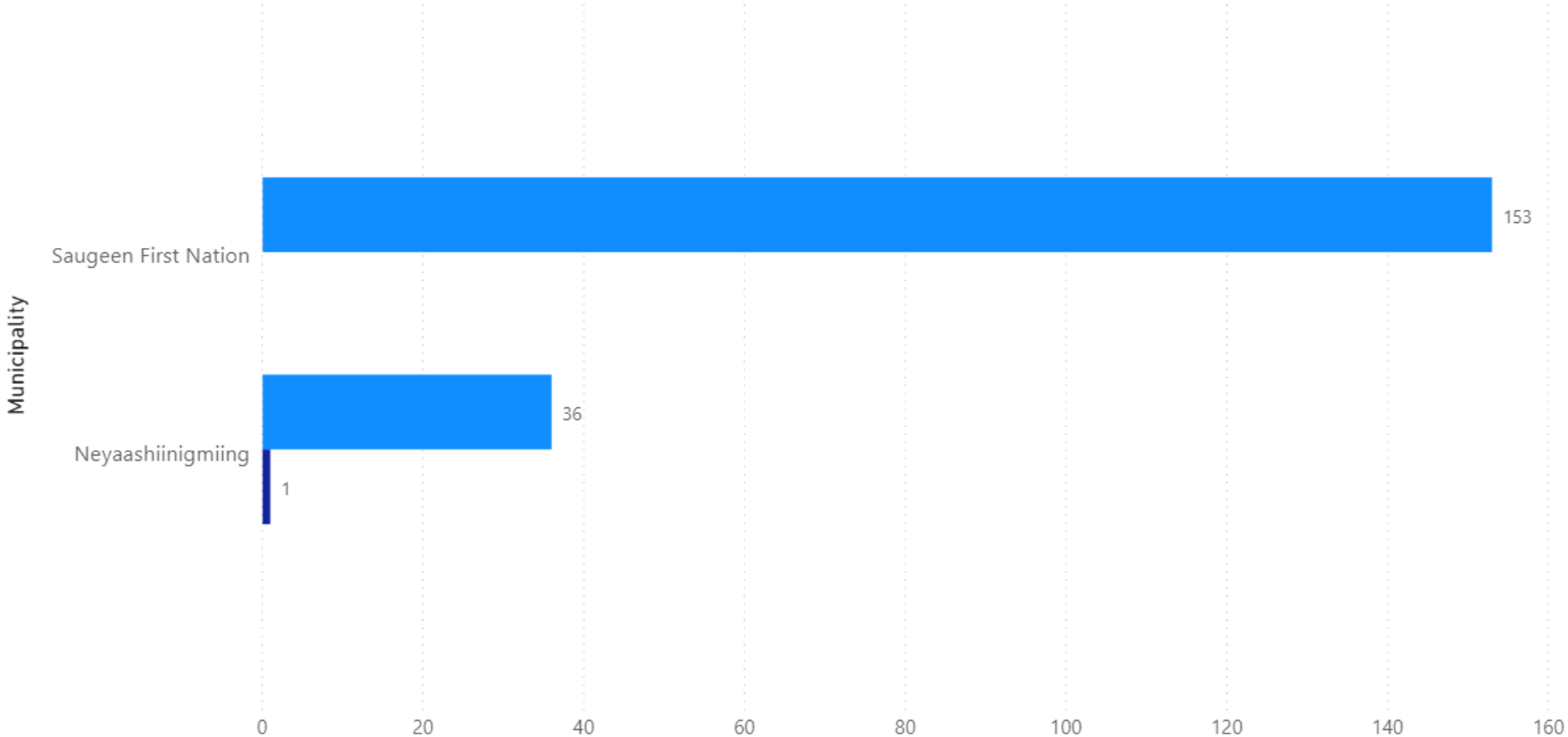
● Resolved Count ● Active Count ● New



Resolved and Active Cases by Municipality

First Nation Communities

● Resolved Count ● Active Count





Situation Report #687 COVID-19

Grey Bruce Health Unit | Incident Management System

February 2, 2022

Current Situation:, [Public Health Measures](#), [COVID-19 Vaccines for Grey Bruce](#), [COVID-19 Vaccine for Ontario](#)
**Follow the 3 W's – Wash hands frequently, Watch distance (ideally 6ft), and Wear face covering correctly, and the 2 A's
- Avoid Crowds and Arrange for outdoor activities instead of indoors whenever possible.**

STAY HOME IF SICK

Case counts and vaccine data is taken from GBHU Epidemiological Reports as of 23:59 hrs, February 1, 2022:

All data is preliminary and subject to change. Future situation reports will be updated accordingly.

- 35 new cases reported in past 24 hours in Grey Bruce:
 - Please note – New cases reported are not an accurate representation of caseloads in the community due to **recent [changes in testing in Ontario](#)**.
 - New cases only represent [those that are eligible to be tested](#).
 - Please practice safely to [prevent COVID-19](#) at all times
- 5567 Confirmed Cases
- 146 active cases
- 5382 resolved cases
- 12 confirmed local active cases hospitalized in Grey Bruce due to COVID-19
 - 4 confirmed cases from Grey Bruce are hospitalized outside of Grey Bruce due to COVID-19 (These numbers are reported to Public Health by Grey-Bruce Hospitals on confirmed COVID-19 cases admitted for treatment attributed to COVID-19 infection)
- 25 deaths in Grey Bruce
 - +1 death related to a Grey Bruce resident that acquired the infection and was treated outside of Grey Bruce
 - +8 deaths related to Grey Bruce residents that acquired the infection in Grey Bruce however passed away outside of Grey Bruce
 - Local and Provincial data may not align as cases with unconfirmed cause of death are not included above but are included in the Provincial data.
- 415 cases reported in health care workers; reports health care workers living in Grey Bruce and working both in and outside Grey Bruce

Active Outbreaks

- 0 Facility(ies) in COVID-19 outbreak. Reported in [Hospitals](#)
- 5 Facility(ies) in COVID-19 outbreak. Reported in [Long-Term Care/Retirement Homes](#)
 - Rockwood Terrace Long Term Care – Durham
 - **Errinrune Retirement Home – Thornbury – Declared Over Feb 1, 2022**
 - Parkview Manor – Chesley

Season's Owen Sound – Declared Over Feb 1, 2022

- Lee Manor – Owen Sound
- Kelso Pines Retirement Home – Owen Sound
- Maple Court Retirement Home - Walkerton

Vaccine – for detailed information please visit [Website and Dashboard](#)

- 345,367 Total Doses of COVID-19 vaccine administered in Grey and Bruce
- 3,421 Doses given within the past week

Future Vaccination Planning: [Vaccine Schedule](#)

- Appointments are recommended; however, walk-ins are available at all public health vaccine clinics.
- All individuals seeking a fourth dose must provide proof of eligibility – official referral/note from your primary care provider, prescription, or prescription bottle.
- See Vaccine Clinics – details at [Vaccine Schedule](#) (Make sure to scroll to the proper page of the schedule)
- [COVID-19 Vaccines \(publichealthgreybruce.on.ca\)](#)
- [Getting Your COVID-19 Vaccine \(publichealthgreybruce.on.ca\)](#)
- [Youth and COVID-19 Vaccines \(publichealthgreybruce.on.ca\)](#)

Actions Taken In the Past 24 Hours:

- GBHU COVID-19 Team continue with case and contact management, reporting, and responding to COVID-19 related calls. Contact tracing exceeds provincial targets with 100% of all cases contacted within 24 hours
- GBHU Team continue to ensure essential public health activities not related to COVID-19

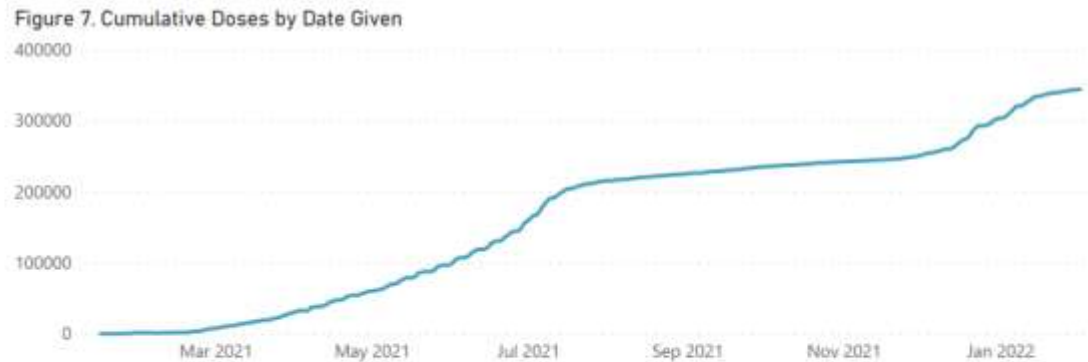
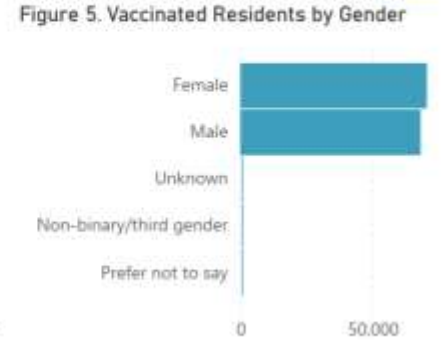
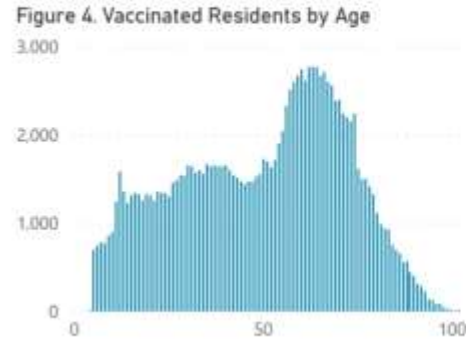
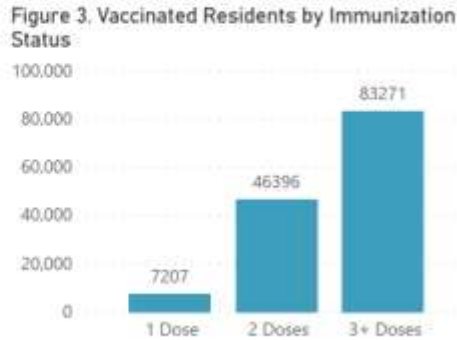
Provincial COVID-19 Data - <https://covid-19.ontario.ca/data>

Media Relations

Media inquiries should be directed to Communications@publichealthgreybruce.on.ca 519-376-9420 or 1-800-263-3456 ext. 3940

[VACCINE DATA OVERVIEW](#)

GREY BRUCE COVID-19 VACCINATION OVERVIEW



Data notes: Figures 1, 2, 6, and 7 represent COVID-19 vaccines administered in the Grey Bruce Health Region, both by the Grey Bruce Health Unit and participating partner organizations. These figures include all doses administered in Grey Bruce, regardless of whether they were given to Grey Bruce residents. These include first, second and any subsequent doses, and do not represent a unique count of individuals. Figures 3, 4, and 5 represent residents of Grey Bruce, who have received one or more doses of a COVID-19 vaccine, regardless of where the vaccine was received

Data source: data extracted from COVax-ON via IntelliHEALTH.

Data last refreshed February 2, 2022. Data are refreshed daily on weekdays and are current up to 11:59 PM on the previous day.

GREY BRUCE COVID-19 VACCINATION COVERAGE



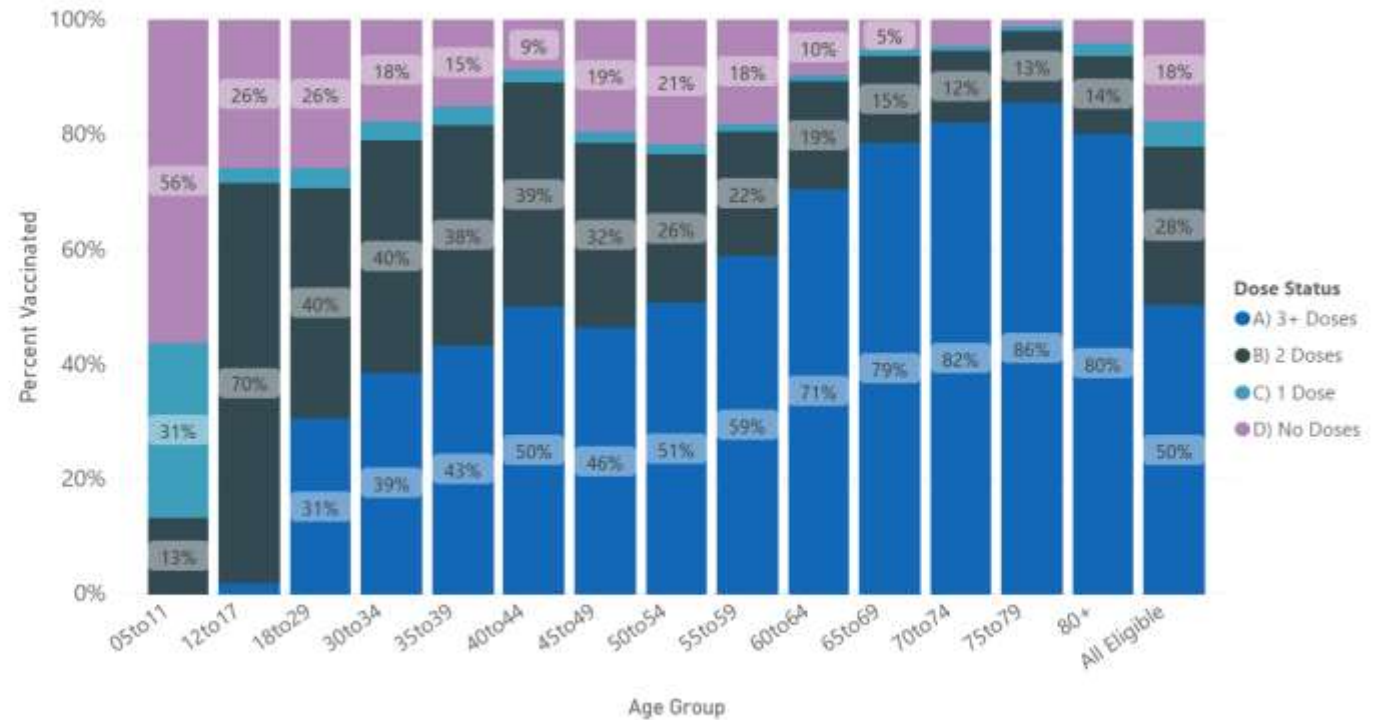
% Eligible Population (5+) with At Least 1 Dose
82.4%

% Eligible Population (5+) with At Least 2 Doses
78.1%

% Total Population with At Least 1 Dose
78.2%

% Total Population with At Least 2 Doses
74.1%

Vaccine Coverage by Age Group and Number of Doses Received

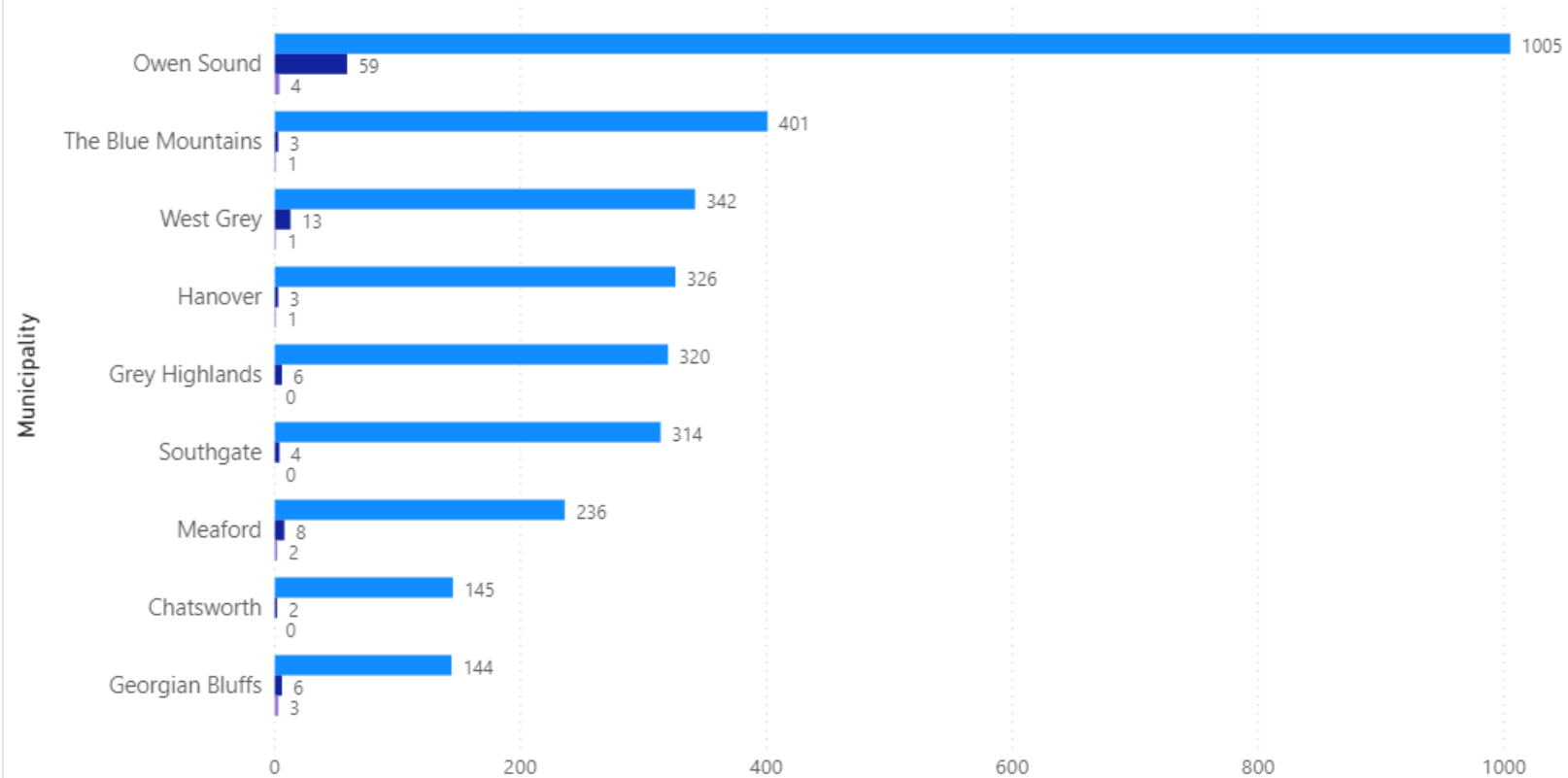


Data notes: Population coverage estimates represent residents of Grey Bruce who have received one or more doses of a COVID-19 vaccine, regardless of where the vaccine was received.
 Data source: Number of vaccinated clients extracted from COVax-ON via IntelliHEALTH. Population estimates: Statistics Canada for 2020, Ontario Ministry of Finance Population Projections by Census Division.
 Note that labels in the figure 'Vaccine Coverage by Age Group and Number of Doses Received' may not be visible if the percentage is small.
 Data last refreshed February 2, 2022. Data are refreshed daily on weekdays and are current up to 11:59 PM on the previous day.

Resolved and Active Cases by Municipality

Grey County

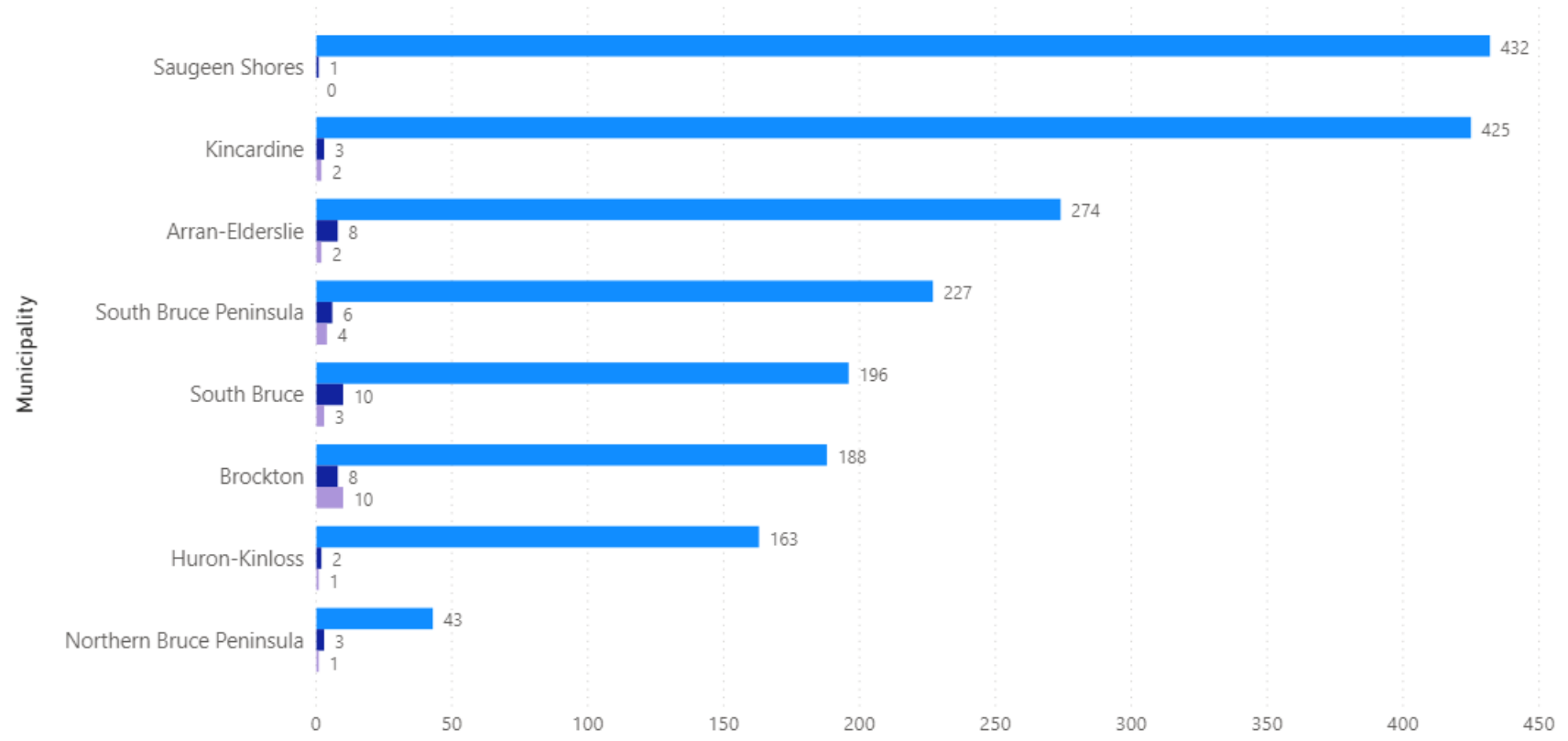
● Resolved Count ● Active Count ● New



Resolved and Active Cases by Municipality

Bruce County

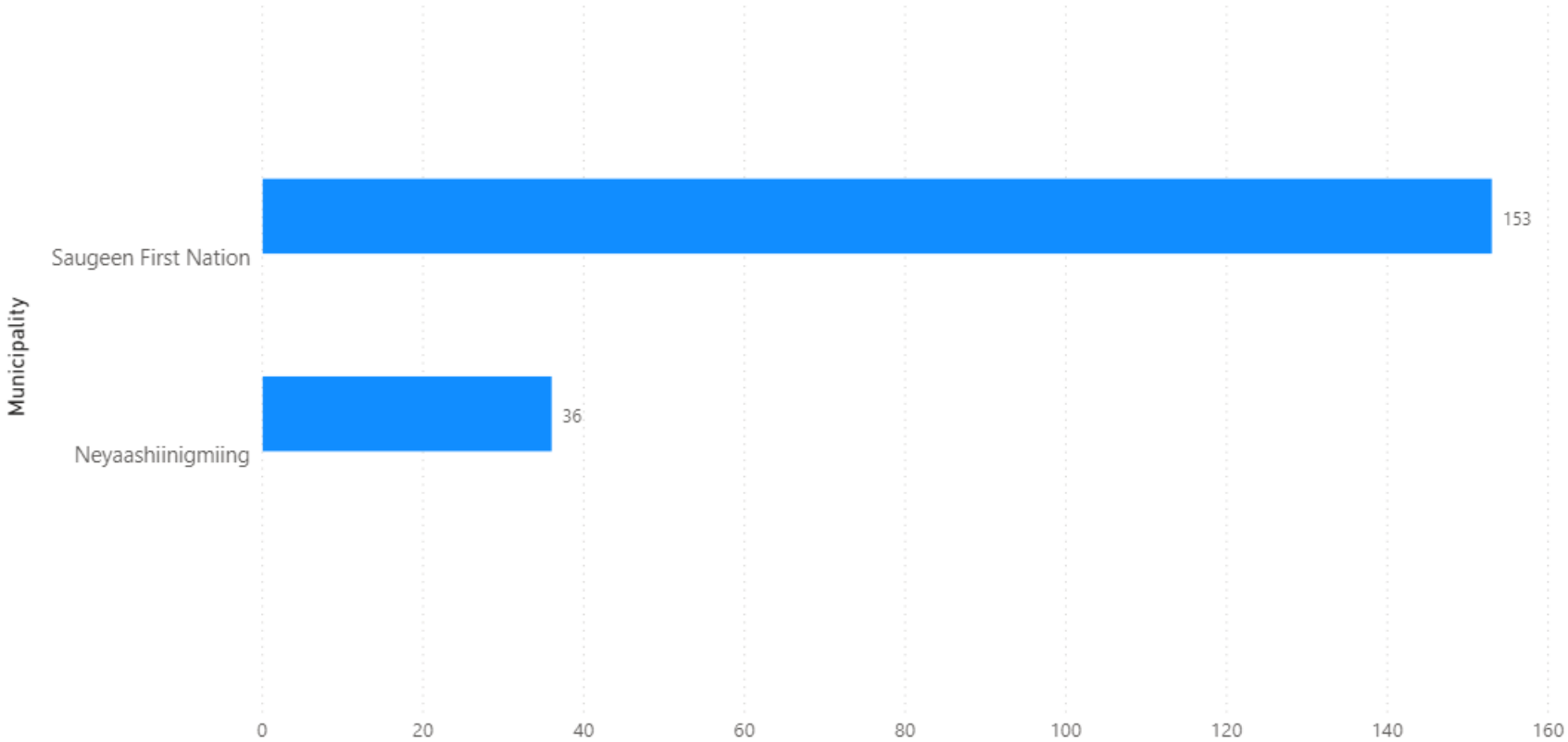
Resolved Count Active Count New



Resolved and Active Cases by Municipality

First Nation Communities

● Resolved Count ● Active Count





Situation Report #686 COVID-19

Grey Bruce Health Unit | Incident Management System

February 1, 2022

Current Situation:, [Public Health Measures](#), [COVID-19 Vaccines for Grey Bruce](#), [COVID-19 Vaccine for Ontario](#)
**Follow the 3 W's – Wash hands frequently, Watch distance (ideally 6ft), and Wear face covering correctly, and the 2 A's
- Avoid Crowds and Arrange for outdoor activities instead of indoors whenever possible.**

STAY HOME IF SICK

Case counts and vaccine data is taken from GBHU Epidemiological Reports as of 23:59 hrs, January 31, 2022:

All data is preliminary and subject to change. Future situation reports will be updated accordingly.

- 17 new cases reported in past 24 hours in Grey Bruce:
 - Please note – New cases reported are not an accurate representation of caseloads in the community due to **recent [changes in testing in Ontario](#)**.
 - New cases only represent [those that are eligible to be tested](#).
 - Please practice safely to [prevent COVID-19](#) at all times
- 5530 Confirmed Cases
- 156 active cases
- 5335 resolved cases
- 11 confirmed local active cases hospitalized in Grey Bruce due to COVID-19
 - 3 confirmed cases from Grey Bruce are hospitalized outside of Grey Bruce due to COVID-19 (These numbers are reported to Public Health by Grey-Bruce Hospitals on confirmed COVID-19 cases admitted for treatment attributed to COVID-19 infection)
- 25 deaths in Grey Bruce
 - +1 death related to a Grey Bruce resident that acquired the infection and was treated outside of Grey Bruce
 - +8 deaths related to Grey Bruce residents that acquired the infection in Grey Bruce however passed away outside of Grey Bruce
 - Local and Provincial data may not align as cases with unconfirmed cause of death are not included above but are included in the Provincial data.
- 409 cases reported in health care workers; reports health care workers living in Grey Bruce and working both in and outside Grey Bruce

Active Outbreaks

- 0 Facility(ies) in COVID-19 outbreak. Reported in [Hospitals](#)
- 7 Facility(ies) in COVID-19 outbreak. Reported in [Long-Term Care/Retirement Homes](#)
 - Rockwood Terrace Long Term Care – Durham
 - Errinrung Retirement Home - Thornbury
 - Parkview Manor – Chesley

- Season's Owen Sound
- Lee Manor – Owen Sound
- Kelso Pines Retirement Home – Owen Sound
- Maple Court Retirement Home - Walkerton

Vaccine – for detailed information please visit [Website and Dashboard](#)

- 345,091 Total Doses of COVID-19 vaccine administered in Grey and Bruce
- 3,650 Doses given within the past week

Future Vaccination Planning: [Vaccine Schedule](#)

- Appointments are recommended; however, walk-ins are available at all public health vaccine clinics.
- All individuals seeking a fourth dose must provide proof of eligibility – official referral/note from your primary care provider, prescription, or prescription bottle.
- See Vaccine Clinics – details at [Vaccine Schedule](#) (Make sure to scroll to the proper page of the schedule)
- [COVID-19 Vaccines \(publichealthgreybruce.on.ca\)](#)
- [Getting Your COVID-19 Vaccine \(publichealthgreybruce.on.ca\)](#)
- [Youth and COVID-19 Vaccines \(publichealthgreybruce.on.ca\)](#)

Actions Taken In the Past 24 Hours:

- Media Release - [GBHU Vaccine Clinics January 31 – February 6](#)
- GBHU COVID-19 Team continue with case and contact management, reporting, and responding to COVID-19 related calls. Contact tracing exceeds provincial targets with 100% of all cases contacted within 24 hours
- GBHU Team continue to ensure essential public health activities not related to COVID-19

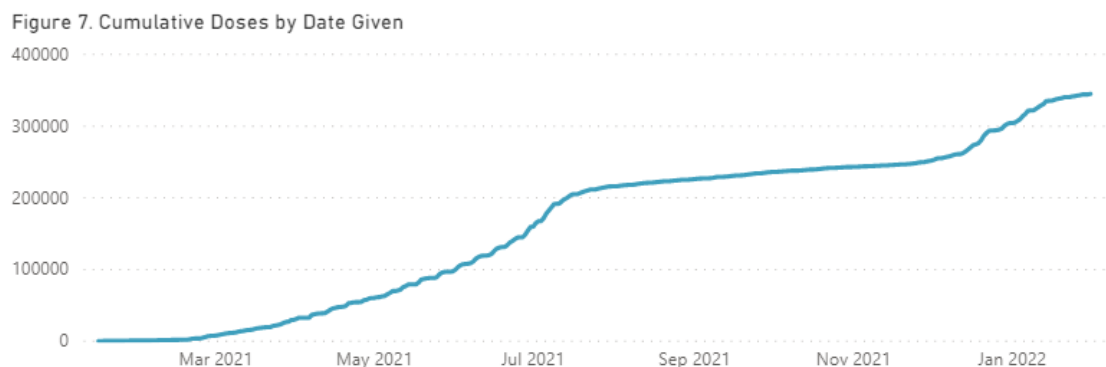
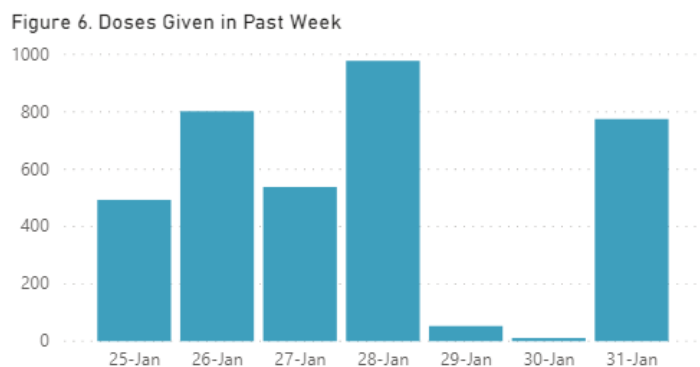
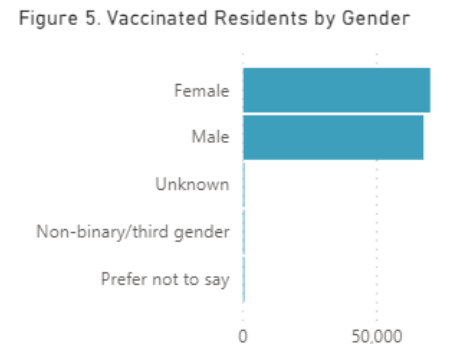
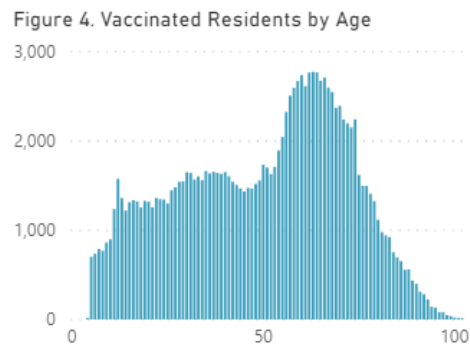
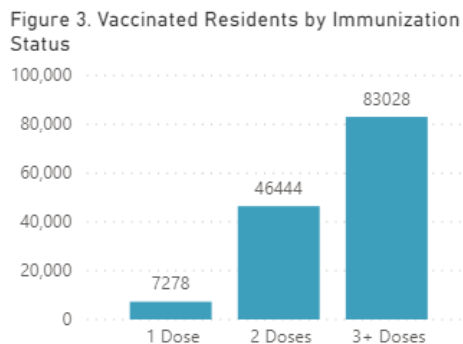
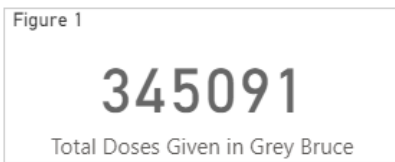
Provincial COVID-19 Data - <https://covid-19.ontario.ca/data>

Media Relations

Media inquiries should be directed to Communications@publichealthgreybruce.on.ca 519-376-9420 or 1-800-263-3456 ext. 3940

[VACCINE DATA OVERVIEW](#)

GREY BRUCE COVID-19 VACCINATION OVERVIEW



Data notes: Figures 1, 2, 6, and 7 represent COVID-19 vaccines administered in the Grey Bruce Health Region, both by the Grey Bruce Health Unit and participating partner organizations. These figures include all doses administered in Grey Bruce, regardless of whether they were given to Grey Bruce residents. These include first, second and any subsequent doses, and do not represent a unique count of individuals. Figures 3, 4, and 5 represent residents of Grey Bruce, who have received one or more doses of a COVID-19 vaccine, regardless of where the vaccine was received

Data source: data extracted from COVax-ON via IntelliHEALTH.

Data last refreshed February 1, 2022. Data are refreshed daily on weekdays and are current up to 11:59 PM on the previous day.

GREY BRUCE COVID-19 VACCINATION COVERAGE



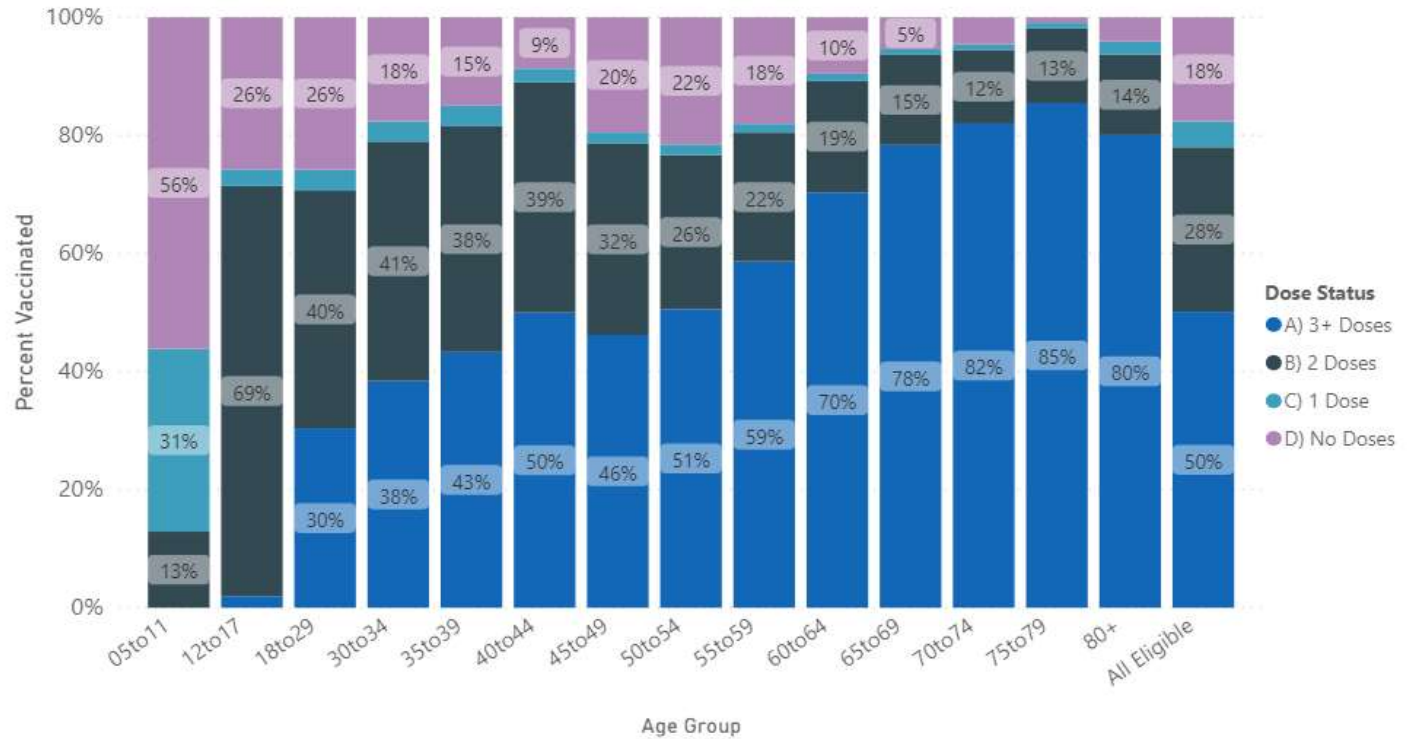
% Eligible Population (5+) with At Least 1 Dose
82.4%

% Eligible Population (5+) with At Least 2 Doses
78.0%

% Total Population with At Least 1 Dose
78.1%

% Total Population with At Least 2 Doses
74.0%

Vaccine Coverage by Age Group and Number of Doses Received

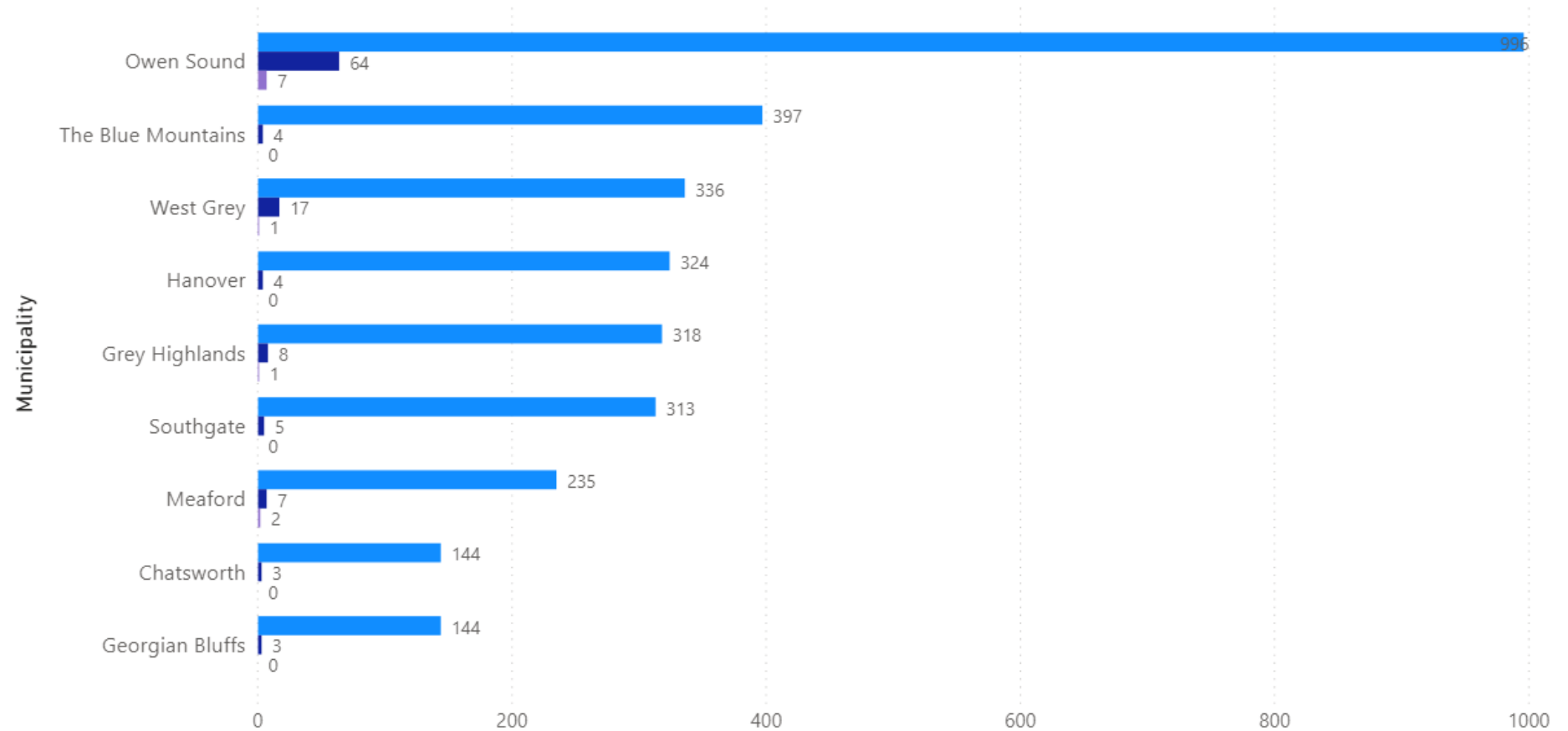


Data notes: Population coverage estimates represent residents of Grey Bruce who have received one or more doses of a COVID-19 vaccine, regardless of where the vaccine was received.
 Data source: Number of vaccinated clients extracted from COVax-ON via IntelliHEALTH. Population estimates: Statistics Canada for 2020, Ontario Ministry of Finance Population Projections by Census Division.
 Note that labels in the figure 'Vaccine Coverage by Age Group and Number of Doses Received' may not be visible if the percentage is small.
 Data last refreshed February 1, 2022. Data are refreshed daily on weekdays and are current up to 11:59 PM on the previous day.

Resolved and Active Cases by Municipality

Grey County

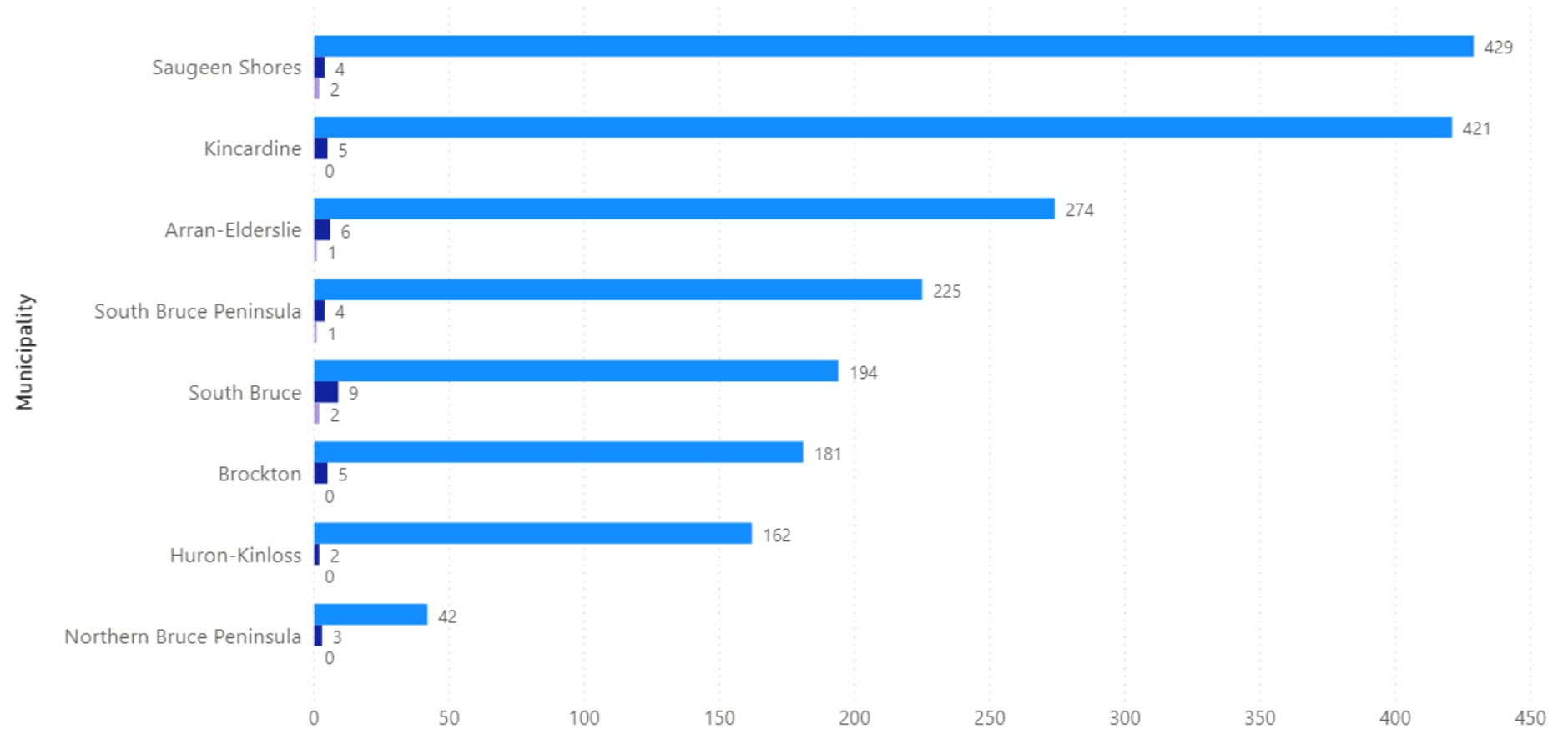
● Resolved Count ● Active Count ● New



Resolved and Active Cases by Municipality

Bruce County

● Resolved Count ● Active Count ● New



Resolved and Active Cases by Municipality

First Nation Communities

● Resolved Count ● Active Count

